

Datasheet for ABIN1860845

anti-Thyroperoxidase antibody (AA 636-832)

3 Images

[Go to Product page](#)

Overview

| | |
|----------------------|--|
| Quantity: | 100 µL |
| Target: | Thyroperoxidase (TPO) |
| Binding Specificity: | AA 636-832 |
| Reactivity: | Mouse |
| Host: | Rabbit |
| Clonality: | Polyclonal |
| Conjugate: | This Thyroperoxidase antibody is un-conjugated |
| Application: | Western Blotting (WB), Immunohistochemistry (IHC), Immunocytochemistry (ICC) |

Product Details

| | |
|---------------|--|
| Immunogen: | TPO (Arg636-Leu832) |
| Isotype: | IgG |
| Specificity: | The antibody is a rabbit polyclonal antibody raised against TPO. It has been selected for its ability to recognize TPO in immunohistochemical staining and western blotting. |
| Purification: | Antigen-specific affinity chromatography |

Target Details

| | |
|-------------|---|
| Target: | Thyroperoxidase (TPO) |
| Abstract: | TPO Products |
| Background: | Alternative Names: TPX, thyroperoxidase |

Target Details

Pathways: [Thyroid Hormone Synthesis](#)

Application Details

Application Notes:

- Western blotting: 1:50-400 Immunocytochemistry in formalin fixed cells: 1:50-500 Immunohistochemistry in formalin fixed frozen section: 1:50-500 Immunohistochemistry in paraffin section: 1:10-100 Enzyme-linked Immunosorbent Assay: 1:100-1:5000 Optimal working dilutions must be determined by end user.

Comment: The thermal stability is described by the loss rate. The loss rate was determined by accelerated thermal degradation test, that is, incubate the protein at 37°C for 48h, and no obvious degradation and precipitation were observed. The loss rate is less than 5% within the expiration date under appropriate storage condition.

Restrictions: For Research Use only

Handling

Format: Liquid

Concentration: Lot specific

Buffer: PBS, pH 7.4, containing 0.02 % Sodium azide, 50 % glycerol.

Preservative: Sodium azide

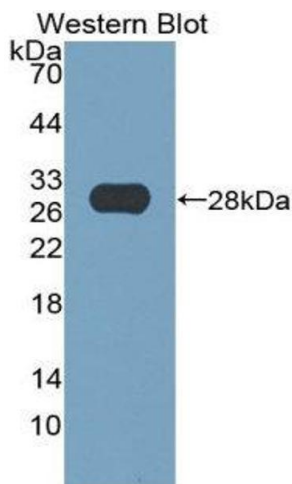
Precaution of Use: WARNING: Reagents contain sodium azide. Sodium azide is very toxic if ingested or inhaled. Avoid contact with skin, eyes, or clothing. Wear eye or face protection when handling. If skin or eye contact occurs, wash with copious amounts of water. If ingested or inhaled, contact a physician immediately. Sodium azide yields toxic hydrazoic acid under acidic conditions. Dilute azide-containing compounds in running water before discarding to avoid accumulation of potentially explosive deposits in lead or copper plumbing.

Handling Advice: Avoid repeated freeze-thaw cycles.

Storage: 4 °C


Storage Comment: Store at 2-8 °C for one month. Aliquot and store at -80 °C for 12 months.

Expiry Date: 12 months



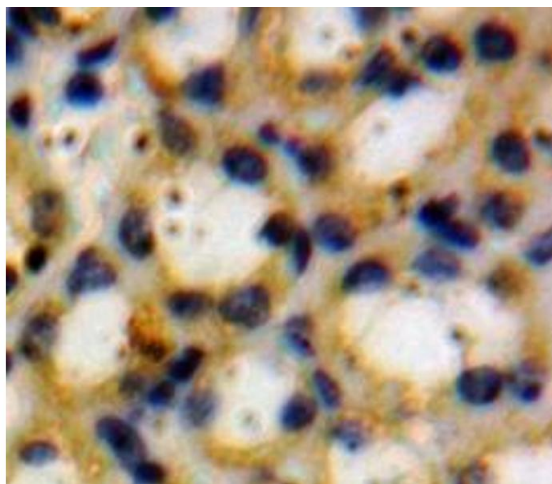
Western Blotting

Image 1.



Western Blotting

Image 2. Western Blot; Sample: Rat Thyroid lysate; Primary Ab: 5µg/ml Rabbit Anti-Mouse TPO Antibody Second Ab: 0.2µg/mL HRP-Linked Caprine Anti-Rabbit IgG Polyclonal Antibody (Catalog: SAA544Rb19)



Immunohistochemistry

Image 3. Used in DAB staining on fromalin fixed paraffin-embedded Kidney tissue