



[Go to Product page](#)

Datasheet for ABIN1876603

anti-PCCB antibody

4 Images

Overview

Quantity:	100 µL
Target:	PCCB
Reactivity:	Human, Mouse, Rat
Host:	Rabbit
Clonality:	Polyclonal
Application:	Western Blotting (WB), Immunohistochemistry (IHC), Immunofluorescence (IF)

Product Details

Immunogen:	Recombinant protein of human PCCB
Isotype:	IgG
Characteristics:	Expected molecular weight of target: 539 kDa
Purification:	Affinity purification

Target Details

Target:	PCCB
Alternative Name:	PCCB (PCCB Products)
Gene ID:	5096
UniProt:	P05166
Pathways:	Monocarboxylic Acid Catabolic Process

Application Details

Application Notes: WB 1:500-1:2000, IHC 1:50-1:200, IF 1:50-1:200

Restrictions: For Research Use only

Handling

Format: Liquid

Concentration: 1 mg/mL

Buffer: PBS with 0.02 % sodium azide, 50 % glycerol, pH 7.4

Preservative: Sodium azide

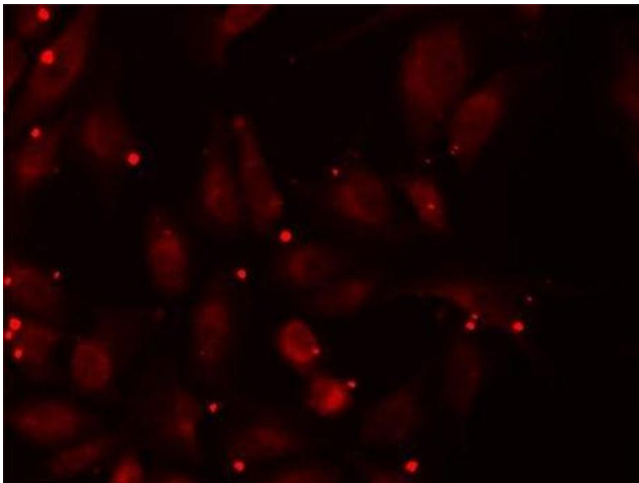
Precaution of Use: This product contains Sodium azide: a POISONOUS AND HAZARDOUS SUBSTANCE which should be handled by trained staff only.

Handling Advice: Avoid repeated freeze/thaw cycles.

Storage: -20 °C

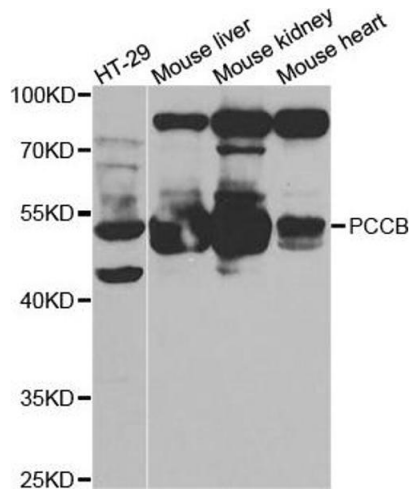
Storage Comment: Store at -20°C.

Images



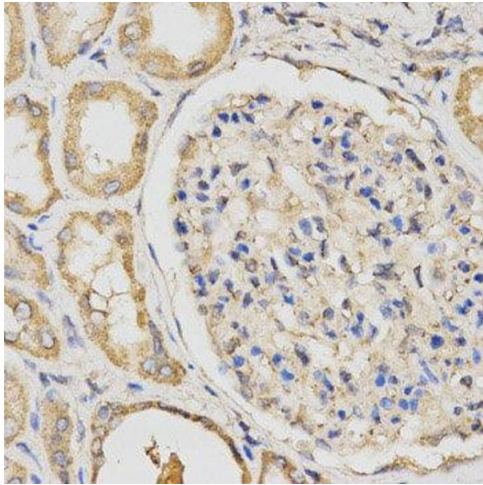
Immunofluorescence

Image 1.



Western Blotting

Image 2.



Immunohistochemistry

Image 3.

Please check the [product details page](#) for more images. Overall 4 images are available for ABIN1876603.