Datasheet for ABIN203500

anti-SEMG1 antibody (AA 51-100)

Go to Product page

3 Images

Overview

Quantity:	100 µL
Target:	SEMG1
Binding Specificity:	AA 51-100
Reactivity:	Human
Host:	Rabbit
Clonality:	Polyclonal
Conjugate:	This SEMG1 antibody is un-conjugated
Application:	Western Blotting (WB), Immunohistochemistry (IHC), Immunohistochemistry (Paraffin-embedded Sections) (IHC (p))

Product Details

Immunogen:	Synthetic peptide located between aa51-100 of human SEMG1 (P04279, NP_002998). Percent identity by BLAST analysis: Human (100%), Chimpanzee, Gorilla (92%), Gibbon, Baboon, Monkey (85%). Type of Immunogen: Synthetic peptide
Isotype:	IgG
Specificity:	Human SEMG1
Predicted Reactivity:	Percent identity by BLAST analysis: Human (100%).
Purification:	Protein A purified

 Copyright antibodies-online. All rights reserved.

Target Details

Target:	SEMG1
Alternative Name:	SEMG1 (SEMG1 Products)
Background:	Name/Gene ID: SEMG1 Synonyms: SEMG1, CT103, DJ172H20.2, Semen coagulating protein, Semenogelin I, SEMG, SGI, Cancer/testis antigen 103, Semenogelin-1
Gene ID:	6406
NCBI Accession:	NP_002998
UniProt:	P04279

Application Details

Application Notes:	Approved: IHC, IHC-P, WB (1.25 µg/mL)
Comment:	Target Species of Antibody: Human
Restrictions:	For Research Use only

Handling

Format:	Lyophilized
Reconstitution:	After adding water, will consist of PBS buffer with 2 % sucrose
Concentration:	Lot specific
Buffer:	Lyophilized from PBS with 2 % sucrose
Handling Advice:	Avoid repeat freeze-thaw cycles.
Storage:	4 °C,-20 °C
Storage Comment:	Long term: -20°C, the use of 50% glycerol is recommended if storing aliquots in -20°C for long term use (up to 1 year) Short term (less than 1 week): 4°C. Avoid freeze-thaw cycles.

Copyright antibodies-online. All rights reserved.

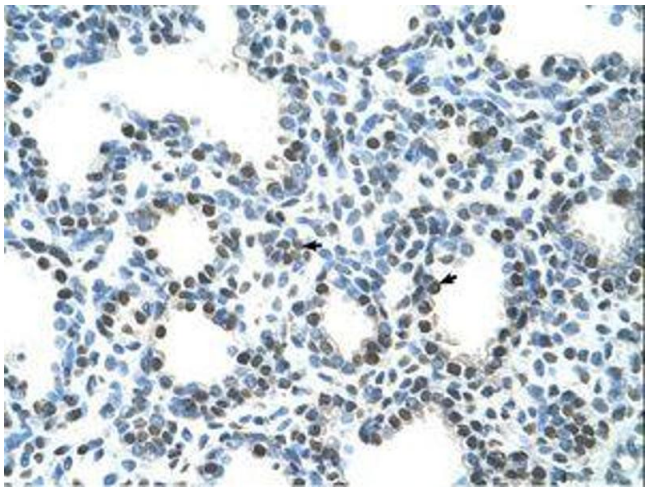

Image 1.

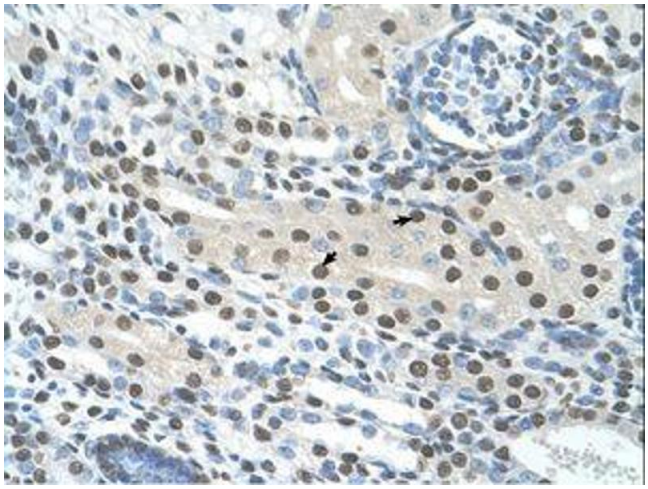

Image 2.

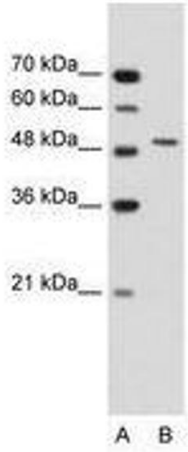

Image 3.

 Copyright antibodies-online. All rights reserved.