



[Go to Product page](#)

Datasheet for ABIN2117572

## anti-Keratin 3 antibody (AA 198-514)

### 3 Images

#### Overview

Quantity:	100 µL
Target:	Keratin 3 (KRT3)
Binding Specificity:	AA 198-514
Reactivity:	Human
Host:	Rabbit
Clonality:	Polyclonal
Application:	Western Blotting (WB), Immunohistochemistry (IHC), Immunocytochemistry (ICC)

#### Product Details

Immunogen:	KRT3 (Glu198-Ser514)
Isotype:	IgG
Specificity:	The antibody is a rabbit polyclonal antibody raised against KRT3. It has been selected for its ability to recognize KRT3 in immunohistochemical staining and western blotting.
Characteristics:	The antibody is a rabbit polyclonal antibody raised against KRT3. It has been selected for its ability to recognize KRT3 in immunohistochemical staining and western blotting.
Purification:	Antigen-specific affinity chromatography

#### Target Details

Target:	Keratin 3 (KRT3)
Abstract:	<a href="#">KRT3 Products</a>

## Target Details

---

Background: Alternative Names: CK3, K3, Cytokeratin 3, Keratin, type II cytoskeletal 3, 65 kDa cytokeratin, Type-II keratin Kb3

## Application Details

---

Application Notes: 

- Western blotting: 1:50-400 Immunocytochemistry in formalin fixed cells: 1:50-500 Immunohistochemistry in formalin fixed frozen section: 1:50-500 Immunohistochemistry in paraffin section: 1:10-100 Enzyme-linked Immunosorbent Assay: 1:100-1:5000 Optimal working dilutions must be determined by end user.

Comment: The thermal stability is described by the loss rate. The loss rate was determined by accelerated thermal degradation test, that is, incubate the protein at 37&degC for 48h, and no obvious degradation and precipitation were observed. The loss rate is less than 5% within the expiration date under appropriate storage condition.

Restrictions: For Research Use only

## Handling

---

Format: Liquid

Concentration: Lot specific

Buffer: PBS, pH 7.4, containing 0.02 % Sodium azide, 50 % glycerol.

Preservative: Sodium azide

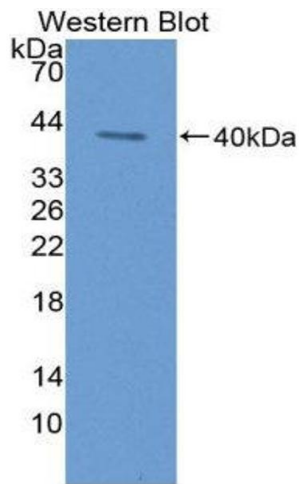
Precaution of Use: This product contains Sodium azide: a POISONOUS AND HAZARDOUS SUBSTANCE which should be handled by trained staff only.

Handling Advice: Avoid repeated freeze-thaw cycles.

Storage: 4 °C/-20 °C/-80 °C

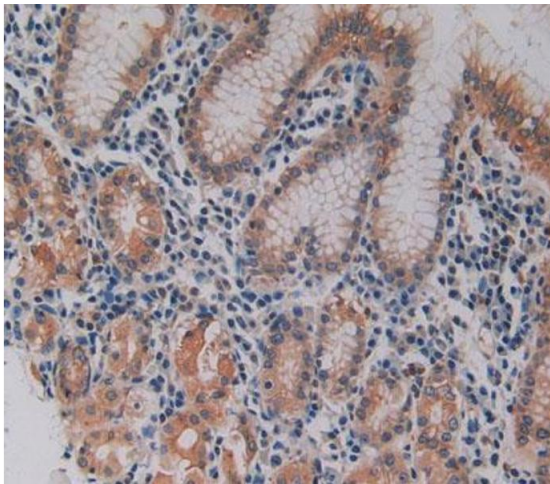
Storage Comment: Store at 4 °C for frequent use. Stored at -20 °C to -80 °C in a manual defrost freezer for one year without detectable loss of activity.

Expiry Date: 12 months



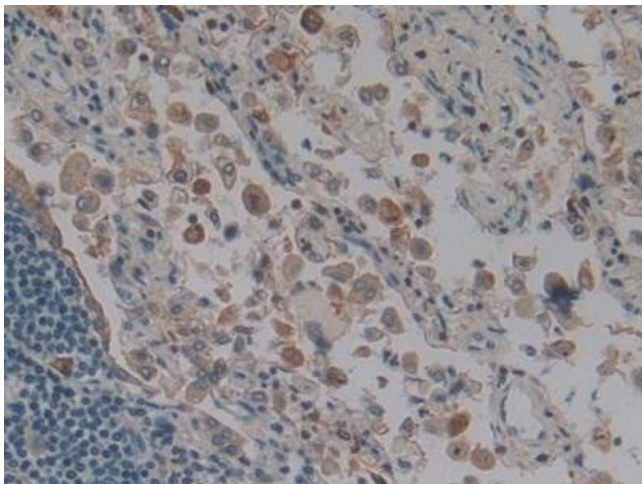
### Western Blotting

**Image 1.**



### Immunohistochemistry

**Image 2.** Used in DAB staining on formalin fixed paraffin-embedded stomach tissue



### Immunohistochemistry

**Image 3.** DAB staining on IHC-P; Samples: Human Lung cancer Tissue