

Datasheet for ABIN2119541
anti-SLC9A3R2 antibody (AA 56-326)

3 Images

[Go to Product page](#)

Overview

Quantity:	100 µL
Target:	SLC9A3R2
Binding Specificity:	AA 56-326
Reactivity:	Human
Host:	Rabbit
Clonality:	Polyclonal
Application:	Western Blotting (WB), Immunohistochemistry (IHC), Immunocytochemistry (ICC)

Product Details

Immunogen:	TKA1 (Leu56-Phe326)
Isotype:	IgG
Specificity:	The antibody is a rabbit polyclonal antibody raised against TKA1. It has been selected for its ability to recognize TKA1 in immunohistochemical staining and western blotting.
Characteristics:	The antibody is a rabbit polyclonal antibody raised against TKA1. It has been selected for its ability to recognize TKA1 in immunohistochemical staining and western blotting.
Purification:	Antigen-specific affinity chromatography

Target Details

Target:	SLC9A3R2
Alternative Name:	Tyrosine Kinase Activator Protein 1 (TKA1) (SLC9A3R2 Products)

Target Details

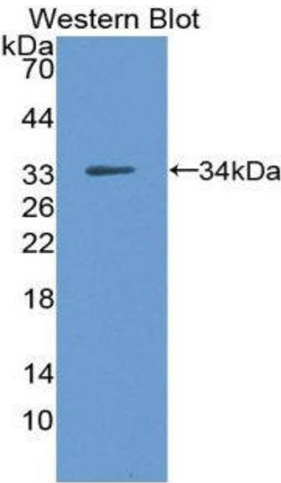
Background:	Alternative Names: SLC9A3R2, SIP1, E3KARP, NHERF2, OCTS2, SRY-interacting protein 1, Solute Carrier Family 9 Member 3 Regulator 2, Sodium-Hydrogen Exchange Regulatory Cofactor 2
-------------	---

Application Details

Application Notes:	<ul style="list-style-type: none">Western blotting: 1:50-400 Immunocytochemistry in formalin fixed cells: 1:50-500 Immunohistochemistry in formalin fixed frozen section: 1:50-500 Immunohistochemistry in paraffin section: 1:10-100 Enzyme-linked Immunosorbent Assay: 1:100-1:5000 Optimal working dilutions must be determined by end user.
Comment:	The thermal stability is described by the loss rate. The loss rate was determined by accelerated thermal degradation test, that is, incubate the protein at 37°C for 48h, and no obvious degradation and precipitation were observed. The loss rate is less than 5% within the expiration date under appropriate storage condition.
Restrictions:	For Research Use only

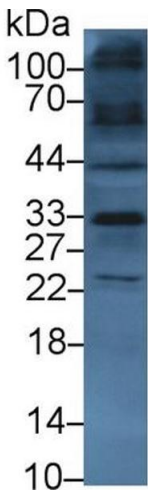
Handling

Format:	Liquid
Concentration:	Lot specific
Buffer:	PBS, pH 7.4, containing 0.02 % Sodium azide, 50 % glycerol.
Preservative:	Sodium azide
Precaution of Use:	This product contains Sodium azide: a POISONOUS AND HAZARDOUS SUBSTANCE which should be handled by trained staff only.
Handling Advice:	Avoid repeated freeze-thaw cycles.
Storage:	4 °C/-20 °C/-80 °C
Storage Comment:	Store at 4 °C for frequent use. Stored at -20 °C to -80 °C in a manual defrost freezer for one year without detectable loss of activity.
Expiry Date:	12 months



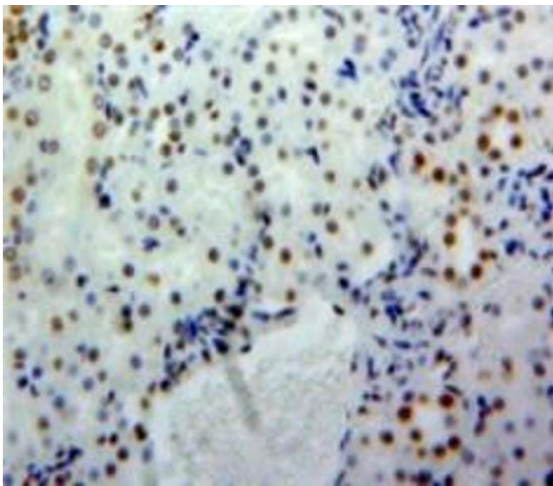
Western Blotting

Image 1.



Western Blotting

Image 2. Western Blot; Sample: Mouse Heart lysate; Primary Ab: 3µg/ml Rabbit Anti-Human TKA1 Antibody Second Ab: 0.2µg/mL HRP-Linked Caprine Anti-Rabbit IgG Polyclonal Antibody (Catalog: SAA544Rb19)



Immunohistochemistry

Image 3. Used in DAB staining on formalin fixed paraffin-embedded Kidney tissue