



[Go to Product page](#)

Datasheet for ABIN2452093

## anti-RAD51 antibody

### 4 Images

#### Overview

Quantity:	100 µg
Target:	RAD51
Reactivity:	Human, Mouse
Host:	Chicken
Clonality:	Polyclonal
Conjugate:	This RAD51 antibody is un-conjugated
Application:	Western Blotting (WB), ELISA, Immunoprecipitation (IP), Immunofluorescence (IF)

#### Product Details

Isotype:	IgY
Cross-Reactivity:	Rat (Rattus), Chicken
Purification:	Purified

#### Target Details

Target:	RAD51
Alternative Name:	Rad51 ( <a href="#">RAD51 Products</a> )
Background:	Human Rad51 protein is a functional and structural homolog of E. coli RecA protein, which plays a major role in genetic recombination and recombination repair by mediating strand exchange reaction between homologous DNA strands. Rad51 functionally and physically interacts with its paralogs, Dmc1, Rad51B, Rad51C, Rad51D, Xrcc2 and Xrcc3, and also with Rad52 in recombination processes. It also interacts with oncogenes and tumor suppressors

## Target Details

such as BRACA1, BRACA2, and P53 for the maintenance of genome stability.

UniProt: [Q06609](#)

Pathways: [DNA Damage Repair](#)

## Application Details

Application Notes: 1) Western blotting: 1,000~5,000 fold dilution  
2) Immunoprecipitation  
3) Detection of foci formation by indirect immunofluorescence method

Restrictions: For Research Use only

## Handling

Format: Liquid

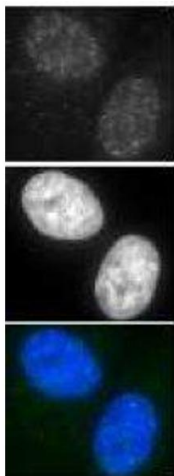
Concentration: 1 mg/mL

Buffer: 100 mM NaCl, 20 mM phosphate buffer (pH 7.4), 50 % glycerol

Preservative: Azide free

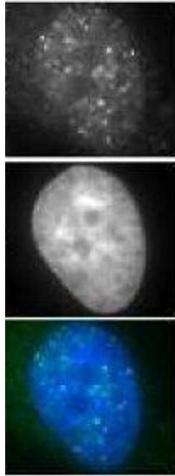
Storage: -20 °C

## Images



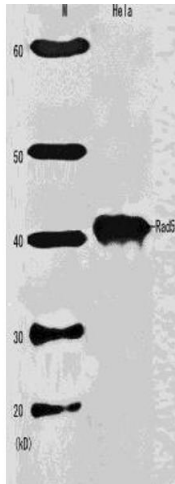
### Immunofluorescence

Image 1.



### Immunohistochemistry

Image 2.



### Western Blotting

Image 3.

Please check the [product details page](#) for more images. Overall 4 images are available for ABIN2452093.