

Datasheet for ABIN2485369
anti-TRPC5 antibody (AA 827-845) (Atto 488)



[Go to Product page](#)

4 Images

Overview

Quantity:	100 µg
Target:	TRPC5
Binding Specificity:	AA 827-845
Reactivity:	Human
Host:	Mouse
Clonality:	Monoclonal
Conjugate:	This TRPC5 antibody is conjugated to Atto 488
Application:	Western Blotting (WB), Immunohistochemistry (IHC), Immunoprecipitation (IP), Antibody Array (AA)

Product Details

Immunogen:	Synthetic peptide amino acids 827-845 of human TrpC5 (also known as short transient receptor potential channel 5, and Htrp5)
Clone:	N67-15 (Formerly S67-15)
Isotype:	IgG2b
Specificity:	Detects ~110 kDa.
Cross-Reactivity:	Human, Mouse, Rat
Purification:	Protein G Purified

Target Details

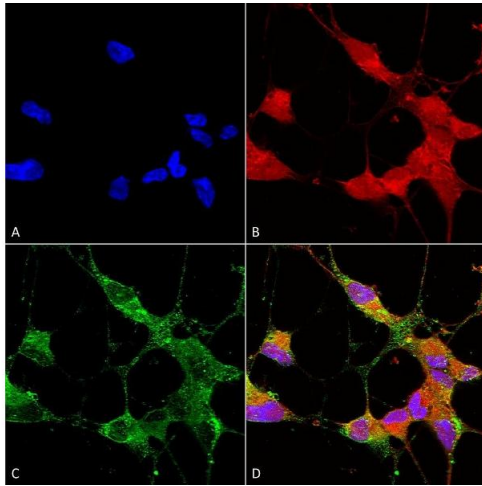
Target:	TRPC5
Alternative Name:	TRPC5 (TRPC5 Products)
Background:	Transient receptor potential cation channel, subfamily C, member 5, also known as TRPC5, is a subtype of the TRPC family of mammalian transient receptor potential ion channels. Homo-multimeric TRPC5 and hetero-multimeric TRPC5-TRPC1 channels are activated by extracellular reduced thioredoxin (1). This activation probably plays a role in rheumatoid arthritis. It has also been recently found to be involved in the action on anaesthetics such as chloroform, halothane and propofol (2).
Gene ID:	7224
NCBI Accession:	NP_036603
UniProt:	Q9UL62

Application Details

Application Notes:	<ul style="list-style-type: none">• WB (1:1000)• IHC (1:1000)• ICC/IF (1:100)• optimal dilutions for assays should be determined by the user.
Comment:	1 µg/ml of ABIN2485369 was sufficient for detection of TrpC5 in 20 µg of rat brain lysate by colorimetric immunoblot analysis using Goat anti-mouse IgG:HRP as the secondary antibody.
Restrictions:	For Research Use only

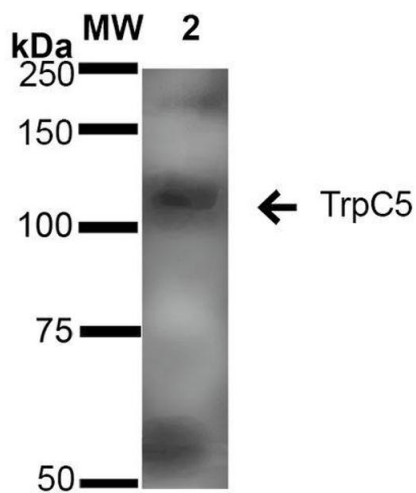
Handling

Format:	Liquid
Concentration:	1 mg/mL
Buffer:	PBS pH 7.4, 50 % glycerol, 0.09 % sodium azide, Storage buffer may change when conjugated
Preservative:	Sodium azide
Precaution of Use:	This product contains Sodium azide: a POISONOUS AND HAZARDOUS SUBSTANCE which should be handled by trained staff only.
Storage:	4 °C
Storage Comment:	Conjugated antibodies should be stored at 4°C



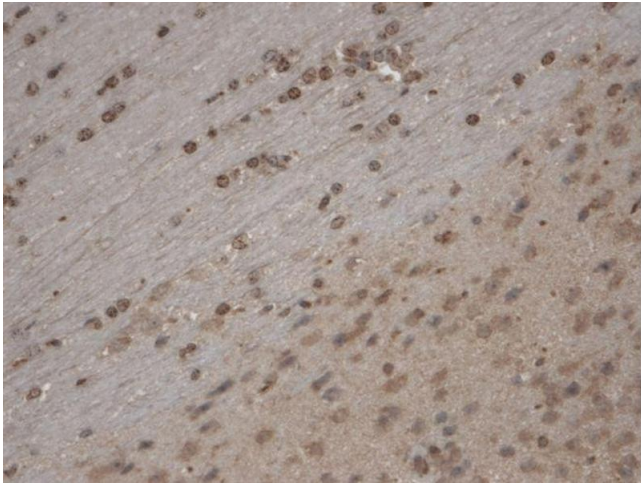
Immunocytochemistry

Image 1. Immunocytochemistry/Immunofluorescence analysis using Mouse Anti-TrpC5 Monoclonal Antibody, Clone N67/15 (ABIN2485369). Tissue: Neuroblastoma cells (SH-SY5Y). Species: Human. Fixation: 4 % PFA for 15 min. Primary Antibody: Mouse Anti-TrpC5 Monoclonal Antibody (ABIN2485369) at 1:50 for overnight at 4 °C with slow rocking. Secondary Antibody: AlexaFluor 488 at 1:1000 for 1 hour at RT. Counterstain: Phalloidin-iFluor 647 (red) F-Actin stain, Hoechst (blue) nuclear stain at 1:800, 1.6 mM for 20 min at RT. (A) Hoechst (blue) nuclear stain. (B) Phalloidin-iFluor 647 (red) F-Actin stain. (C) TrpC5 Antibody (D) Composite.



Western Blotting

Image 2. Western Blot analysis of Rat Brain Membrane showing detection of ~110 kDa TrpC5 protein using Mouse Anti-TrpC5 Monoclonal Antibody, Clone S67-15 . Lane 1: Molecular Weight Ladder (MW). Lane 2: Rat Brain Membrane cell lysate. Load: 20 µg. Block: 2% BSA and 2% Skim Milk in 1X TBST. Primary Antibody: Mouse Anti-TrpC5 Monoclonal Antibody at 1:1000 for 16 hours at 4°C. Secondary Antibody: Goat Anti-Mouse IgG: HRP at 1:100 for 60 min at RT. Color Development: ECL solution for 6 min in RT. Predicted/Observed Size: ~110 kDa. Other Band(s): 160kDa, 60kDa.



Immunohistochemistry

Image 3. Immunohistochemistry analysis using Mouse Anti-TrpC5 Monoclonal Antibody, Clone S67-15 . Tissue: Brain Slice. Species: Mouse. Fixation: 10% Formalin Solution for 12-24 hours at RT. Primary Antibody: Mouse Anti-TrpC5 Monoclonal Antibody at 1:1000 for 1 hour at RT. Secondary Antibody: HRP/DAB Detection System: Biotinylated Goat Anti-Mouse, Streptavidin Peroxidase, DAB Chromogen (brown) for 30 minutes at RT. Counterstain: Mayer Hematoxylin (purple/blue) nuclear stain at 250-500 μ l for 5 minutes at RT. Localization: Nuclear staining. Magnification: 10X.

Please check the [product details page](#) for more images. Overall 4 images are available for ABIN2485369.