

Datasheet for ABIN2565675  
**anti-LY96 antibody (AA 19-160)**



[Go to Product page](#)

3 Images

## Overview

Quantity:	50 µg
Target:	LY96
Binding Specificity:	AA 19-160
Reactivity:	Human
Host:	Mouse
Clonality:	Polyclonal
Application:	Western Blotting (WB), Immunofluorescence (IF)

## Product Details

Purpose:	Mouse polyclonal antibody raised against a partial human LY96 protein.
Immunogen:	LY96 (AAH20690, 19 a.a. ~ 160 a.a) partial human protein.
Sequence:	QKQYWVCNSS DASISYTYCD KMQYPISINV NPCIELKGSK GLLHIFYIPR RDLKQLYFNL YITVNTMNLK KRKEVICRGS DDDYSFCRAL KGETVNTTIS FSFKGIKFSK GKYKCVVEAI SGSPEEMLFC LEFVILHQPN SN
Cross-Reactivity:	Human
Characteristics:	Antibody reactive against mammalian transfected lysate.

## Target Details

Target:	LY96
Alternative Name:	LY96 ( <a href="#">LY96 Products</a> )

## Target Details

Background:	Full Gene Name: lymphocyte antigen 96 Synonyms: MD-2,MD2
Gene ID:	23643
Pathways:	<a href="#">TLR Signaling</a> , <a href="#">Activation of Innate immune Response</a> , <a href="#">Cellular Response to Molecule of Bacterial Origin</a> , <a href="#">Toll-Like Receptors Cascades</a>

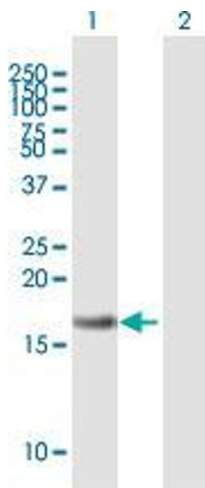
## Application Details

Application Notes:	Optimal working dilution should be determined by the investigator.
Restrictions:	For Research Use only

## Handling

Buffer:	In 1x PBS, pH 7.4
Storage:	-20 °C
Storage Comment:	Store at -20°C or lower. Aliquot to avoid repeated freezing and thawing.

## Images

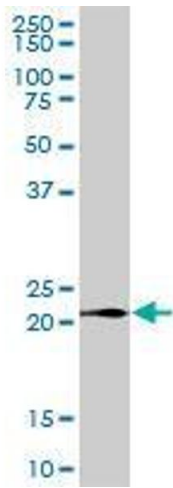


### Western Blotting

**Image 1.** Western Blot analysis of LY96 expression in transfected 293T cell line by LY96 MaxPab polyclonal antibody.

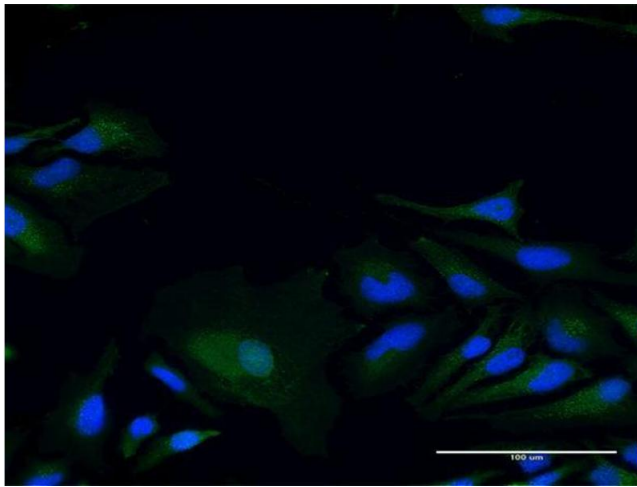
Lane 1: LY96 transfected lysate(17.71 kDa).

Lane 2: Non-transfected lysate.



### Western Blotting

**Image 2.** LY96 MaxPab polyclonal antibody. Western Blot analysis of LY96 expression in human kidney.



### Immunofluorescence

**Image 3.** Immunofluorescence of purified MaxPab antibody to LY96 on HeLa cell. [antibody concentration 10 ug/ml]