

Datasheet for ABIN2669980

**anti-IdU antibody****3** Images[Go to Product page](#)

## Overview

Quantity:	100 µL
Target:	IdU
Reactivity:	Chemical
Host:	Mouse
Clonality:	Monoclonal
Conjugate:	This IdU antibody is un-conjugated
Application:	Immunohistochemistry (IHC), Immunofluorescence (IF)

## Product Details

Immunogen:	Iododeoxyuridine coupled to keyhole limpet hemocyanin.
Clone:	OTI3F3
Isotype:	IgG1
Purification:	Purified from mouse ascites fluids by affinity chromatography

## Target Details

Target:	IdU
Alternative Name:	IdU ( <a href="#">IdU Products</a> )

## Application Details

Application Notes:	IHC 1:150, IF 1:150,
--------------------	----------------------

## Application Details

---

Restrictions: For Research Use only

## Handling

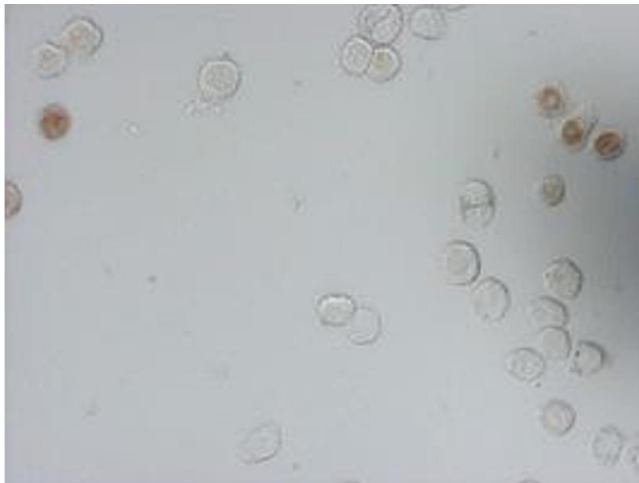
---

Format: Liquid

Concentration: 2.58 mg/mL

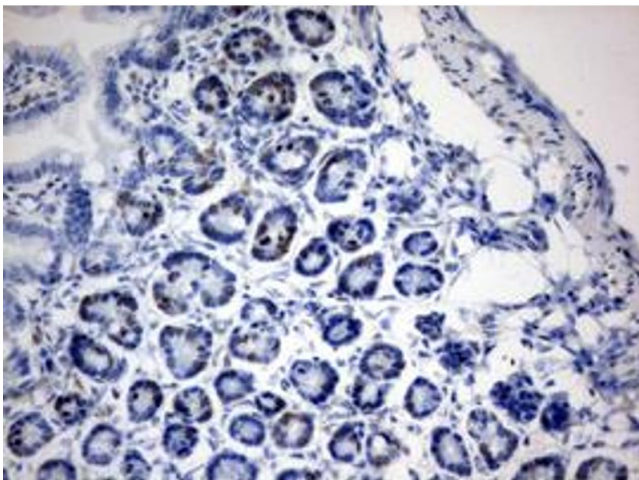
## Images

---



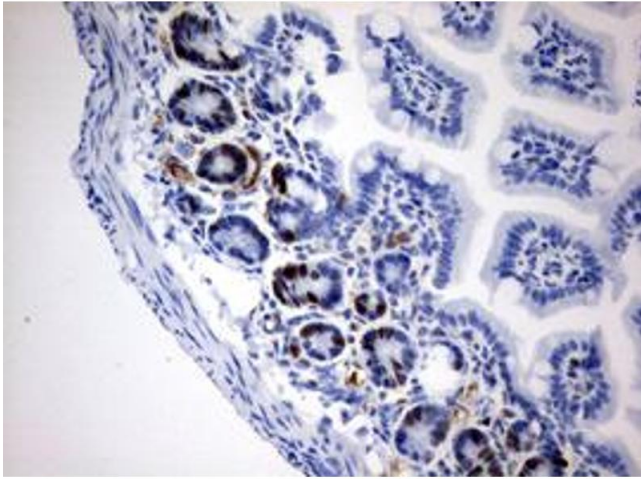
### Immunofluorescence

Image 1.



### Immunohistochemistry

Image 2.



### Immunohistochemistry

Image 3.