



[Go to Product page](#)

Datasheet for ABIN2716008

anti-alpha Fetoprotein antibody (AA 19-397)

5 Images

Overview

Quantity:	0.1 mL
Target:	alpha Fetoprotein (AFP)
Binding Specificity:	AA 19-397
Reactivity:	Human
Host:	Mouse
Clonality:	Monoclonal
Conjugate:	This alpha Fetoprotein antibody is un-conjugated
Application:	Western Blotting (WB), Immunohistochemistry (IHC), Immunofluorescence (IF)

Product Details

Immunogen:	Human recombinant protein fragment corresponding to amino acids 19-397 of human AFP (NP_001125) produced in E.coli.
Clone:	OTI2F11
Isotype:	IgG2b
Purification:	Purified from mouse ascites fluids by affinity chromatography

Target Details

Target:	alpha Fetoprotein (AFP)
Alternative Name:	AFP (AFP Products)
Molecular Weight:	66.3 kDa

Target Details

NCBI Accession: [NM_001134](#)

HGNC: 174

Pathways: [C21-Steroid Hormone Metabolic Process](#)

Application Details

Application Notes: WB 1:2000, IHC 1:150, IF 1:100,

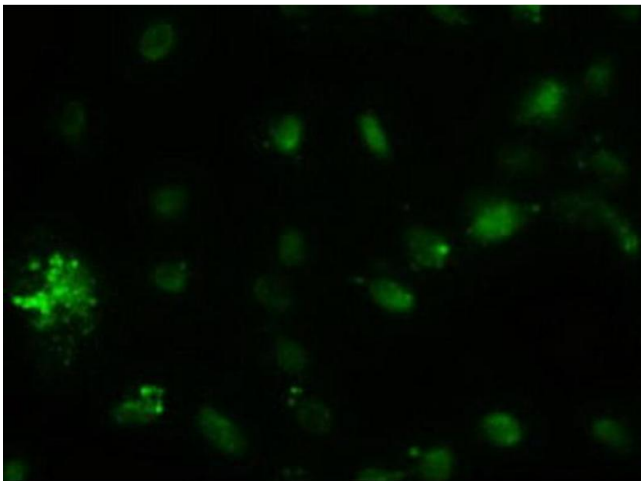
Restrictions: For Research Use only

Handling

Format: Liquid

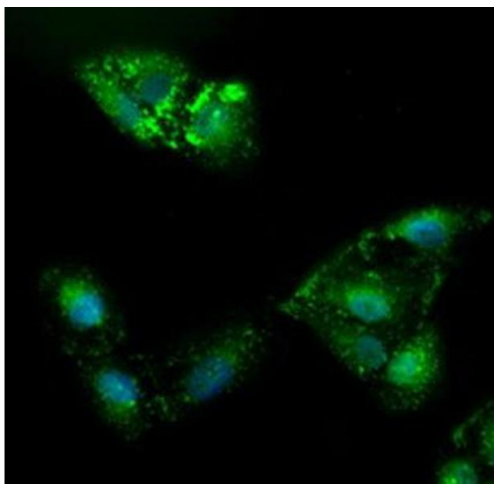
Concentration: 0.85 mg/mL

Images



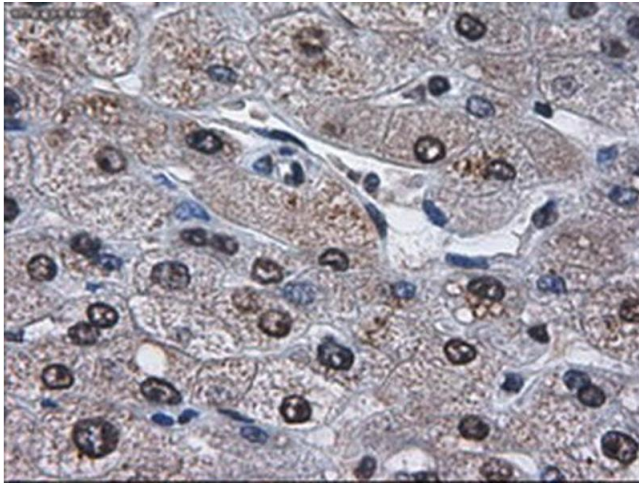
Immunofluorescence

Image 1.



Immunofluorescence

Image 2.



Immunohistochemistry

Image 3.

Please check the [product details page](#) for more images. Overall 5 images are available for ABIN2716008.