

Datasheet for ABIN2735112

anti-USP38 antibody

3 Images

[Go to Product page](#)

Overview

Quantity:	0.1 mL
Target:	USP38
Reactivity:	Human, Dog
Host:	Mouse
Clonality:	Monoclonal
Conjugate:	This USP38 antibody is un-conjugated
Application:	Western Blotting (WB)

Product Details

Immunogen:	Full length human recombinant protein of human USP38 (NP_115946) produced in HEK293T cell.
Clone:	1D11
Isotype:	IgM
Purification:	Purified from mouse ascites fluids by affinity chromatography

Target Details

Target:	USP38
Alternative Name:	USP38 (USP38 Products)
Molecular Weight:	116.4 kDa
Gene ID:	84640

Target Details

NCBI Accession: [NM_032557](#)

HGNC: 84640

Application Details

Application Notes: WB 1:1000~2000,

Comment: The concentration of the product may vary between different lots.

Restrictions: For Research Use only

Handling

Format: Liquid


Concentration: 0.5-1.0 mg/mL

Buffer: PBS (pH 7.3) containing 1 % BSA, 50 % glycerol and 0.02 % sodium azide.

Preservative: Sodium azide

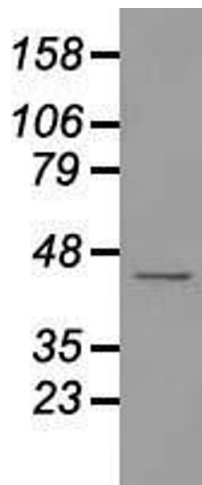
Precaution of Use: This product contains sodium azide: a POISONOUS AND HAZARDOUS SUBSTANCE which should be handled by trained staff only.

Images



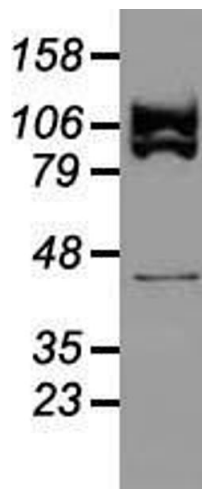
Western Blotting

Image 1. HEK293T cells were transfected with the pCMV6-ENTRY control (Left lane) or pCMV6-ENTRY USP38 (Right lane) cDNA for 48 hrs and lysed. Equivalent amounts of cell lysates (5 µg per lane) were separated by SDS-PAGE and immunoblotted with anti-USP38.



Western Blotting

Image 2. Western blot analysis of 35 µg of cell extracts from human Liver carcinoma (HepG2) cells using anti-USP38 antibody.



Western Blotting

Image 3. Western blot analysis of 35 µg of cell extracts from human (HeLa) cells using anti-USP38 antibody.