

Datasheet for ABIN2737815

## anti-VRK1 antibody

3 Images



[Go to Product page](#)

### Overview

Quantity:	100 µL
Target:	VRK1
Reactivity:	Human, Mouse, Rat
Host:	Rabbit
Clonality:	Polyclonal
Conjugate:	This VRK1 antibody is un-conjugated
Application:	Western Blotting (WB), Immunohistochemistry (IHC)

### Product Details

Immunogen:	Recombinant protein of human VRK1
Isotype:	IgG
Characteristics:	Rabbit Polyclonal to VRK1.
Purification:	Affinity purification

### Target Details

Target:	VRK1
Alternative Name:	VRK1 ( <a href="#">VRK1 Products</a> )
Gene ID:	7443
UniProt:	<a href="#">Q99986</a>

## Application Details

---

Application Notes: WB 1:500-1:2000, IHC 1:50-1:200

---

Restrictions: For Research Use only

---

## Handling

---

Format: Liquid

---

Concentration: 1 mg/mL

---

Buffer: PBS with 0.02 % sodium azide, 50 % glycerol, pH 7.4

---

Preservative: Sodium azide

---

Precaution of Use: This product contains Sodium azide: a POISONOUS AND HAZARDOUS SUBSTANCE which should be handled by trained staff only.

---

Handling Advice: Avoid repeated freeze/thaw cycles.

---

Storage: -20 °C

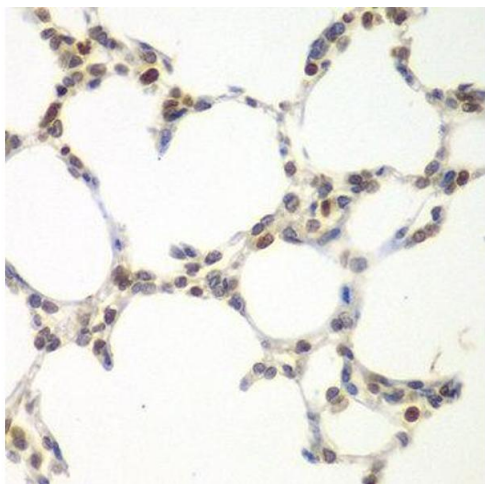
---

Storage Comment: Store at -20°C.

---

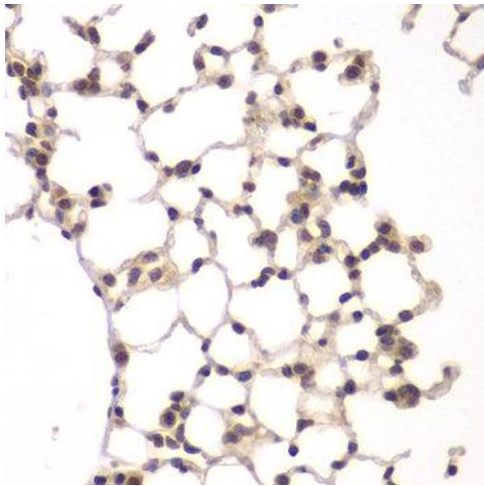
## Images

---



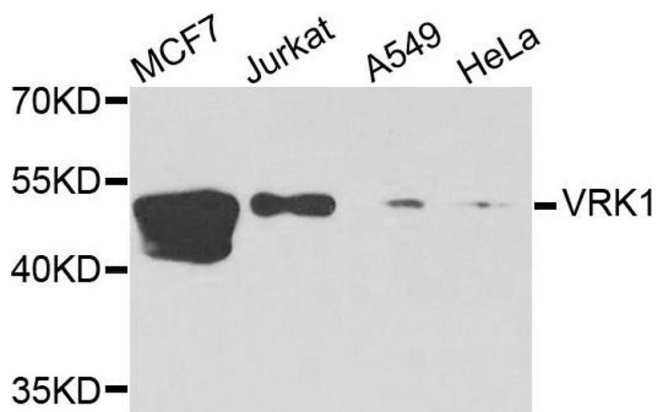
### Immunohistochemistry

**Image 1.** Immunohistochemistry of paraffin-embedded mouse lung using VRK1 antibody at dilution of 1:100 (40x lens).



### Immunohistochemistry

**Image 2.** Immunohistochemistry of paraffin-embedded rat lung using VRK1 antibody at dilution of 1:100 (40x lens).



### Western Blotting

**Image 3.** Western blot analysis of extracts of various cells, using VRK1 antibody.