Datasheet for ABIN2737822

anti-WWTR1 antibody

3 Images

Go to Product page

Overview

Quantity:	100 µL
Target:	WWTR1
Reactivity:	Human, Mouse, Rat
Host:	Rabbit
Clonality:	Polyclonal
Conjugate:	This WWTR1 antibody is un-conjugated
Application:	Western Blotting (WB)

Product Details

Immunogen:	Recombinant protein of human WWTR1
Isotype:	IgG
Characteristics:	Rabbit Polyclonal to WWTR1.
Purification:	Affinity purification

Target Details

Target:	WWTR1
Alternative Name:	WWTR1 (WWTR1 Products)
Gene ID:	25937
UniProt:	Q9GZV5
Pathways:	Regulation of Lipid Metabolism by PPARalpha

Copyright antibodies-online. All rights reserved.

Application Details

Application Notes:	WB 1:500-1:2000
Restrictions:	For Research Use only

Handling

Format:	Liquid
Concentration:	1 mg/mL
Buffer:	PBS with 0.02 % sodium azide, 50 % glycerol, pH 7.4
Preservative:	Sodium azide
Precaution of Use:	This product contains Sodium azide: a POISONOUS AND HAZARDOUS SUBSTANCE which should be handled by trained staff only.
Handling Advice:	Avoid repeated freeze/thaw cycles.
Storage:	-20 °C
Storage Comment:	Store at -20°C.

Images

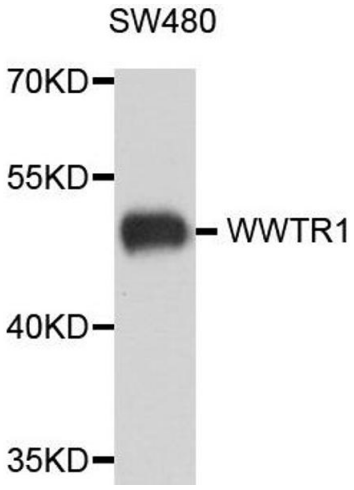

Western Blotting

Image 1. Western blot analysis of extract of various cells, using WWTR1 antibody.

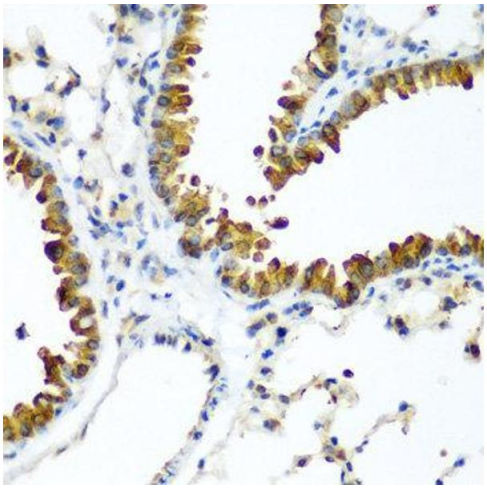

Immunohistochemistry

Image 2. Immunohistochemistry of paraffin-embedded mouse lung using WWTR1 antibody at dilution of 1:200 (40x lens).

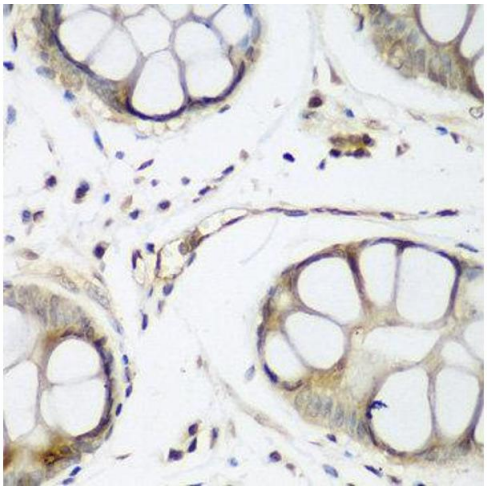

Immunohistochemistry

Image 3. Immunohistochemistry of paraffin-embedded human gastric using WWTR1 antibody at dilution of 1:200 (40x lens).

 Copyright antibodies-online. All rights reserved.