



[Go to Product page](#)

Datasheet for ABIN2752057

anti-BCAS4 antibody (AA 1-173)

3 Images

Overview

Quantity:	100 µg
Target:	BCAS4
Binding Specificity:	AA 1-173
Reactivity:	Human
Host:	Mouse
Clonality:	Monoclonal
Conjugate:	This BCAS4 antibody is un-conjugated
Application:	Western Blotting (WB), ELISA

Product Details

Purpose:	Mouse monoclonal antibody raised against a full-length recombinant BCAS4.
Immunogen:	BCAS4 (AAH38381.1, 1 a.a. ~ 173 a.a) full-length recombinant protein with GST tag. MW of the GST tag alone is 26 KDa.
Sequence:	MLLVADADQPE PMRSGARELA LFLTPEPGAE AKEVEETIEG MLLRLEEFCS LADLIRS DTS QILEENIPVL KAKLTEM RGI YAKVDRLEAF VKMVGHHVAF LEADV LQAER DHGAFPQALR RWLGSAGLPS FRNKSPAPVP VTYELPTLYR TEDYFPVDAG EAQHHPRTCP RPL
Clone:	4D4
Isotype:	IgG2a
Cross-Reactivity:	Human
Characteristics:	Antibody Reactive Against Recombinant Protein.

Target Details

Target:	BCAS4
Alternative Name:	BCAS4 (BCAS4 Products)
Background:	Full Gene Name: breast carcinoma amplified sequence 4 Synonyms: CNOL,FLJ20495
Gene ID:	55653

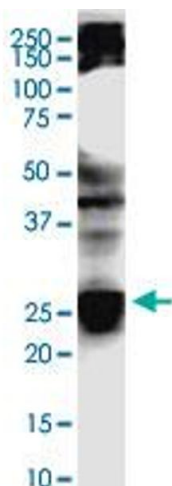
Application Details

Application Notes:	Optimal working dilution should be determined by the investigator.
Restrictions:	For Research Use only

Handling

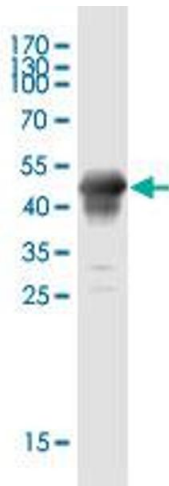
Buffer:	In 1x PBS, pH 7.4
Storage:	-20 °C
Storage Comment:	Store at -20°C or lower. Aliquot to avoid repeated freezing and thawing.

Images



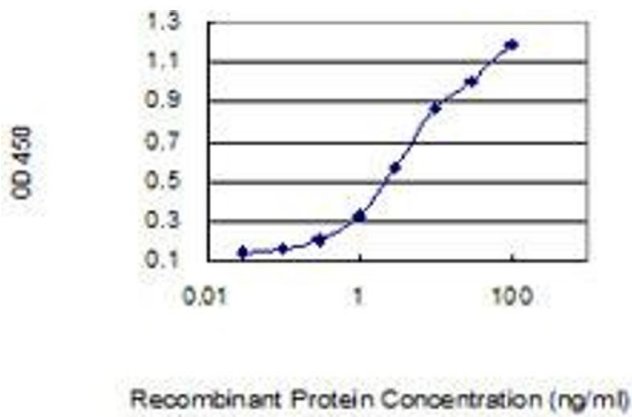
Western Blotting

Image 1. BCAS4 monoclonal antibody (M03), clone 4D4. Western Blot analysis of BCAS4 expression in human kidney.



Western Blotting

Image 2. Western Blot detection against Immunogen (45.8 KDa).



ELISA

Image 3. Detection limit for recombinant GST tagged BCAS4 is 0.03 ng/ml as a capture antibody.