

Datasheet for ABIN2752441
anti-SCML4 antibody (AA 1-305)



[Go to Product page](#)

3 Images

Overview

Quantity:	100 µg
Target:	SCML4
Binding Specificity:	AA 1-305
Reactivity:	Human
Host:	Mouse
Clonality:	Monoclonal
Conjugate:	This SCML4 antibody is un-conjugated
Application:	Western Blotting (WB), ELISA

Product Details

Purpose:	Mouse monoclonal antibody raised against a full-length recombinant SCML4.
Immunogen:	SCML4 (NP_932347.1, 1 a.a. ~ 305 a.a) full-length recombinant protein with GST tag. MW of the GST tag alone is 26 KDa.
Sequence:	MPCQRTAWIG CDRQRTPPFH WREIKSRVLM TPLALSPPRS TPEPDLSSIP QDAATVPSLA APQALTVCYLY INKQANAGPY LERKKVQQLP EHFGERPSA VLQQAVQACI DCAHQKLVF SLVKQGYGGE MVSVSASFDG KQHLSRSLPVV NSIGYVLRFL AKLCRSLLCD DLFHQPFPR GCSASEKVQE KEEGRMESVK TVTTEEYLVN PVGMNRYSDV TSASTFNHRG SLHPSSSLYC KRQNSGDSHL GGGPAATAGG PRTSPMSSGG PSAPGLRPPA SSPKRNTTSL EGNRCGNVMH ASASH
Clone:	2G12
Isotype:	IgG2a

Product Details

Cross-Reactivity:	Human, Rat
Characteristics:	Antibody Reactive Against Recombinant Protein.

Target Details

Target:	SCML4
Alternative Name:	SCML4 (SCML4 Products)
Background:	Full Gene Name: sex comb on midleg-like 4 (Drosophila) Synonyms: FLJ36252,dJ47M23.1
Gene ID:	256380
NCBI Accession:	NM_198081

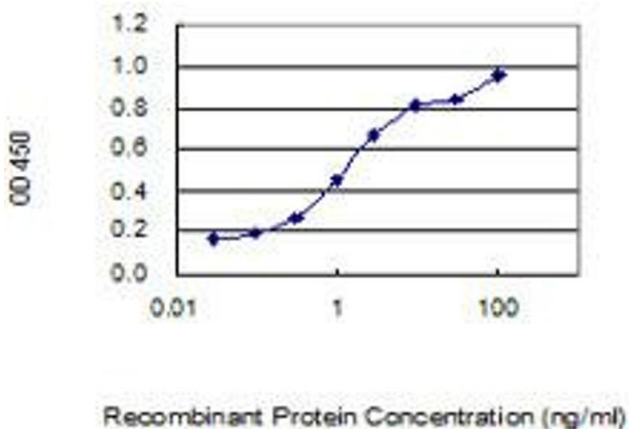
Application Details

Application Notes:	Optimal working dilution should be determined by the investigator.
Restrictions:	For Research Use only

Handling


Buffer:	In 1x PBS, pH 7.4
Storage:	-20 °C
Storage Comment:	Store at -20°C or lower. Aliquot to avoid repeated freezing and thawing.

Images



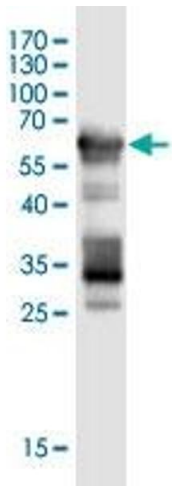
ELISA

Image 1. Detection limit for recombinant GST tagged SCML4 is 0.03 ng/ml as a capture antibody.



Western Blotting

Image 2. SCML4 monoclonal antibody (M01), clone 2G12. Western Blot analysis of SCML4 expression in rat testis.



Western Blotting

Image 3. Western Blot detection against Immunogen (59.4 kDa).