



[Go to Product page](#)

Datasheet for ABIN2752456  
**anti-TCEAL3 antibody (AA 1-200)**

3 Images

Overview

Quantity:	100 µg
Target:	TCEAL3
Binding Specificity:	AA 1-200
Reactivity:	Human
Host:	Mouse
Clonality:	Monoclonal
Conjugate:	This TCEAL3 antibody is un-conjugated
Application:	Western Blotting (WB), ELISA

Product Details

Purpose:	Mouse monoclonal antibody raised against a full-length recombinant TCEAL3.
Immunogen:	TCEAL3 (NP_001006934.1, 1 a.a. ~ 200 a.a) full-length recombinant protein with GST tag. MW of the GST tag alone is 26 KDa.
Sequence:	MEKPYNKNEG NLENEGKPED EVEPDDEGKS DEEEKPDVEG KTECEGKRED EGEPGDEGQL EDEGSQEKQG RSEGEGKPQG EGKPASQAKP ESQPRAAEKR PAEDYVPRKA KRKTRGTDD SPKDSQEDLQ ERHLSSEEMM RECGDVSRAQ EELRKKQKMG GFHWMQRDVQ DPFAPRGQRG VRGVRGGGRG QRGLHDIPYL
Clone:	4F3
Isotype:	IgG2a
Cross-Reactivity:	Human

## Product Details

Characteristics: Antibody Reactive Against Recombinant Protein.

## Target Details

Target: TCEAL3

Alternative Name: TCEAL3 ([TCEAL3 Products](#))

Background: Full Gene Name: transcription elongation factor A (SII)-like 3  
Synonyms: MGC15737

Gene ID: 85012

NCBI Accession: [NM\\_001006933](#)

## Application Details

Application Notes: Optimal working dilution should be determined by the investigator.

Restrictions: For Research Use only

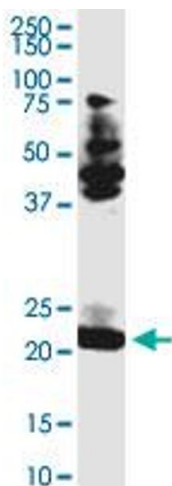
## Handling

Buffer: In 1x PBS, pH 7.4

Storage: -20 °C

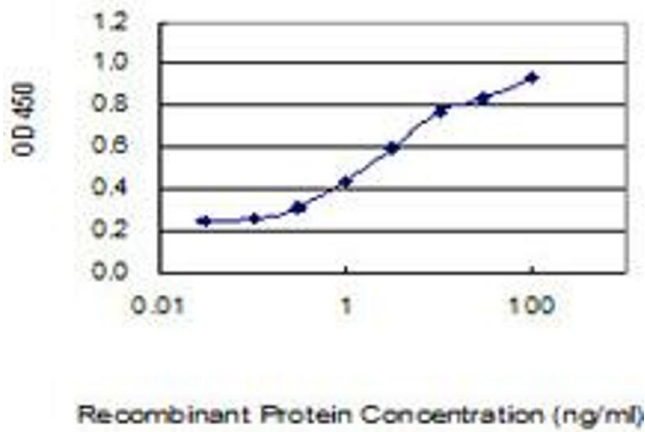
Storage Comment: Store at -20°C or lower. Aliquot to avoid repeated freezing and thawing.

## Images



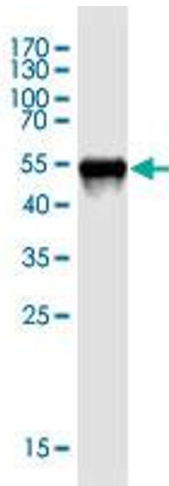
### Western Blotting

**Image 1.** TCEAL3 monoclonal antibody (M05), clone 4F3. Western Blot analysis of TCEAL3 expression in human placenta.



### ELISA

**Image 2.** Detection limit for recombinant GST tagged TCEAL3 is 0.1 ng/ml as a capture antibody.



### Western Blotting

**Image 3.** Western Blot detection against Immunogen (48.9 kDa).