

Datasheet for ABIN2777822

**anti-RORC antibody (Middle Region)**

4 Images

1 Publication

[Go to Product page](#)

## Overview

Quantity:	100 µL
Target:	RORC
Binding Specificity:	Middle Region
Reactivity:	Human, Mouse, Rat, Cow, Horse, Rabbit, Pig
Host:	Rabbit
Clonality:	Polyclonal
Conjugate:	This RORC antibody is un-conjugated
Application:	Western Blotting (WB)

## Product Details

Immunogen:	The immunogen is a synthetic peptide directed towards the middle region of human RORC
Sequence:	CHLEYSERG KAEGRESFYS TGSQLTDPDC GLRFEEHRHP GLGELGQGPD
Predicted Reactivity:	Cow: 92%, Horse: 100%, Human: 100%, Mouse: 86%, Pig: 100%, Rabbit: 79%, Rat: 86%
Characteristics:	This is a rabbit polyclonal antibody against RORC. It was validated on Western Blot using a cell lysate as a positive control.
Purification:	Affinity Purified

## Target Details

Target:	RORC
Alternative Name:	RORC ( <a href="#">RORC Products</a> )

## Target Details

Background:	<p>RORC encodes a protein which is a DNA-binding transcription factor and is a member of the NR1 subfamily of nuclear hormone receptors. The specific functions of this protein are not known, however, studies of a similar gene in mice have shown that RORC may be essential for lymphoid organogenesis and may play an important regulatory role in thymopoiesis. In addition, studies in mice suggest that the protein encoded by this gene may inhibit the expression of Fas ligand and IL2. The protein encoded by this gene is a DNA-binding transcription factor and is a member of the NR1 subfamily of nuclear hormone receptors. The specific functions of this protein are not known, however, studies of a similar gene in mice have shown that this gene may be essential for lymphoid organogenesis and may play an important regulatory role in thymopoiesis. In addition, studies in mice suggest that the protein encoded by this gene may inhibit the expression of Fas ligand and IL2. Two transcript variants encoding different isoforms have been found for this gene.</p> <p>Alias Symbols: MGC129539, NR1F3, RORG, RZRG, TOR, RZR-GAMMA</p> <p>Protein Interaction Partner: EVI2A, NCOA6, EIF3I, CHD4, EIF4EBP1,</p> <p>Protein Size: 497</p>
-------------	---

Molecular Weight:	56 kDa
Gene ID:	6097
NCBI Accession:	<a href="#">NM_001001523</a> , <a href="#">NP_001001523</a>
UniProt:	<a href="#">B3KUU9</a>
Pathways:	<a href="#">Nuclear Receptor Transcription Pathway</a> , <a href="#">Steroid Hormone Mediated Signaling Pathway</a>

## Application Details

Application Notes:	Optimal working dilutions should be determined experimentally by the investigator.
Comment:	Antigen size: 497 AA
Restrictions:	For Research Use only

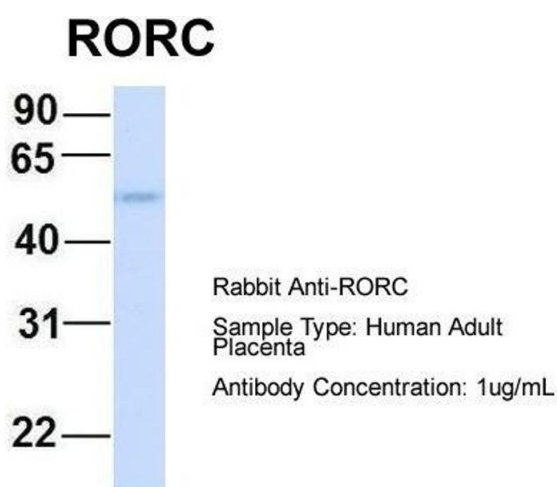
## Handling

Format:	Liquid
Concentration:	Lot specific
Buffer:	Liquid. Purified antibody supplied in 1x PBS buffer with 0.09 % (w/v) sodium azide and 2 % sucrose.
Preservative:	Sodium azide
Precaution of Use:	This product contains Sodium azide: a POISONOUS AND HAZARDOUS SUBSTANCE which should be handled by trained staff only.
Handling Advice:	Avoid repeated freeze-thaw cycles.
Storage:	-20 °C
Storage Comment:	For short term use, store at 2-8°C up to 1 week. For long term storage, store at -20°C in small aliquots to prevent freeze-thaw cycles.

## Publications

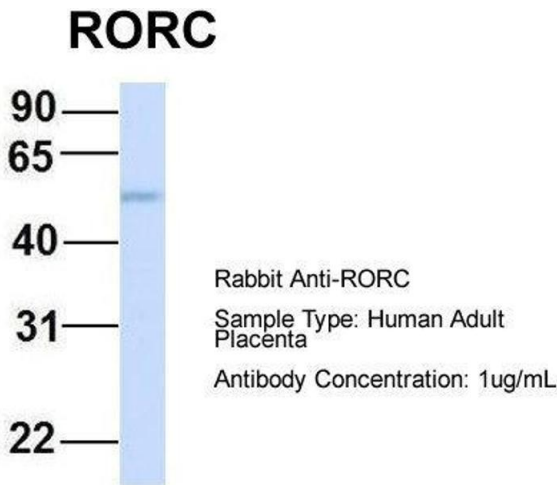
Product cited in:	Bertin, Dury, Ouellet, Pelletier, Labrie: "Localization of the androgen-synthesizing enzymes, androgen receptor, and sex steroids in the vagina: possible implications for the treatment of postmenopausal sexual dysfunction." in: <b>The journal of sexual medicine</b> , Vol. 11, Issue 8, pp. 1949-61, (2014) ( <a href="#">PubMed</a> ).
-------------------	---

## Images



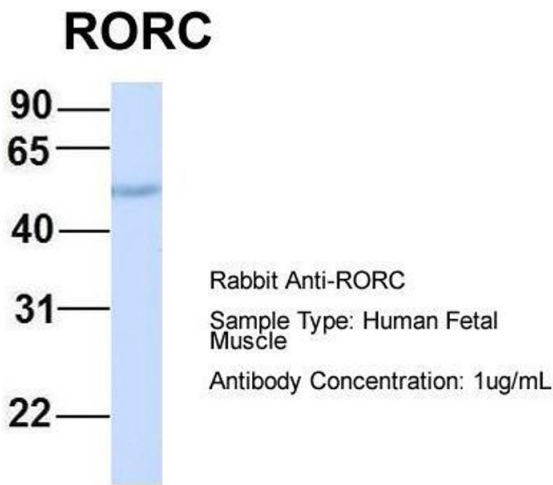
### Western Blotting

**Image 1.** Host: Rabbit Target Name: RORC Sample Type: Human Adult Placenta Antibody Dilution: 1.0ug/ml



**Western Blotting**

**Image 2.** Host: Rabbit Target Name: RORC Sample Type: Human Adult Placenta Antibody Dilution: 1.0ug/ml



**Western Blotting**

**Image 3.** Host: Rabbit Target Name: RORC Sample Type: Human Fetal Muscle Antibody Dilution: 1.0ug/ml

Please check the [product details page](#) for more images. Overall 4 images are available for ABIN2777822.