

Datasheet for ABIN2779556
anti-FOX E3 antibody (C-Term)



[Go to Product page](#)

4 Images

Overview

Quantity:	100 µL
Target:	FOX E3
Binding Specificity:	C-Term
Reactivity:	Human
Host:	Rabbit
Clonality:	Polyclonal
Conjugate:	This FOX E3 antibody is un-conjugated
Application:	Western Blotting (WB), Immunohistochemistry (IHC)

Product Details

Immunogen:	The immunogen is a synthetic peptide directed towards the C terminal region of human FOX E3
Sequence:	PEPPCCAAPD AAAAAFPPCA AAASPPLYSQ VPDRLVLPAT RPGPGPLPAE
Predicted Reactivity:	Human: 100%
Characteristics:	This is a rabbit polyclonal antibody against FOX E3. It was validated on Western Blot and immunohistochemistry.
Purification:	Affinity Purified

Target Details

Target:	FOX E3
Alternative Name:	FOX E3 (FOX E3 Products)

Target Details


Background:	<p>Forkhead Box Protein E3 (FOXE3, forkhead-related protein FKHL12, forkhead-related transcription factor 8) is a forkhead/winged helix transcription factor, which is expressed in the developing lens from the start of lens placode induction and becomes restricted to the anterior proliferating cells when lens fiber differentiation begins.</p> <p>Alias Symbols: FKHL12, FREAC8</p> <p>Protein Size: 319</p>
Molecular Weight:	33 kDa
Gene ID:	2301
NCBI Accession:	NM_012186 , NP_036318
UniProt:	Q13461

Application Details

Application Notes:	Optimal working dilutions should be determined experimentally by the investigator.
Comment:	Antigen size: 319 AA
Restrictions:	For Research Use only

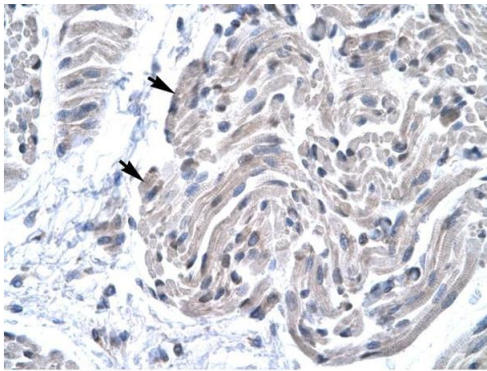
Handling

Format:	Liquid
Concentration:	Lot specific
Buffer:	Liquid. Purified antibody supplied in 1x PBS buffer with 0.09 % (w/v) sodium azide and 2 % sucrose.
Preservative:	Sodium azide
Precaution of Use:	This product contains Sodium azide: a POISONOUS AND HAZARDOUS SUBSTANCE which should be handled by trained staff only.
Handling Advice:	Avoid repeated freeze-thaw cycles.
Storage:	-20 °C
Storage Comment:	For short term use, store at 2-8°C up to 1 week. For long term storage, store at -20°C in small aliquots to prevent freeze-thaw cycles.



Western Blotting

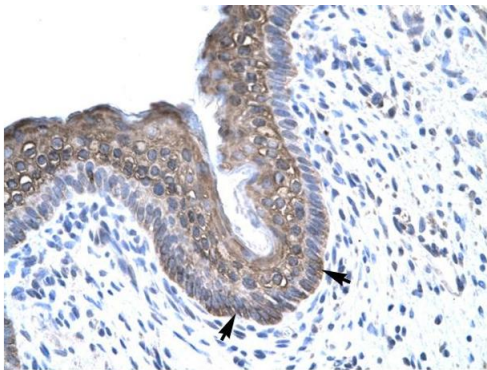
Image 1. WB Suggested Anti-FOX E3 Antibody Titration: 0.2-1 ug/ml Positive Control: HepG2 cell lysate



Rabbit Anti-FOX E3 Antibody
Catalog Number: ARP32304
Lot Number: QC1758BG
Paraffin Embedded Tissue: Human Muscle
Cells with Positive label: Skeletal muscle cells (Indicated with Arrows)
Antibody Concentration: 4.0-8.0 µg/ml
Magnification: 400X

Immunohistochemistry

Image 2. Human Muscle



Rabbit Anti-FOX E3 Antibody
Catalog Number: ARP32304
Lot Number: QC1758BG
Paraffin Embedded Tissue: Human Spermatophore
Cells with Positive label: Epithelial cells (Indicated with Arrows)
Antibody Concentration: 4.0-8.0 µg/ml
Magnification: 400X

Immunohistochemistry

Image 3. Human Spermatophore

Please check the [product details page](#) for more images. Overall 4 images are available for ABIN2779556.