Datasheet for ABIN2779904

anti-THRB antibody (N-Term)

3 Images

Go to Product page

Overview

Quantity:	100 µL
Target:	THRB
Binding Specificity:	N-Term
Reactivity:	Human, Mouse, Rat, Horse, Guinea Pig, Cow
Host:	Rabbit
Clonality:	Polyclonal
Conjugate:	This THRB antibody is un-conjugated
Application:	Western Blotting (WB), Chromatin Immunoprecipitation (ChIP)

Product Details

Immunogen:	The immunogen is a synthetic peptide directed towards the N terminal region of mouse Thrb
Sequence:	KSKDSDLDMA LSQSSQPAHL PEEKPFPQVQ SPPHSQKKGY IPSYLDKDEL
Predicted Reactivity:	Cow: 90%, Guinea Pig: 90%, Horse: 90%, Human: 90%, Mouse: 100%, Rat: 90%
Characteristics:	This is a rabbit polyclonal antibody against Thrb. It was validated on Western Blot using a cell lysate as a positive control.
Purification:	Protein A purified

Target Details

Target:	THRB
Alternative Name:	Thrb (THRB Products)

Copyright antibodies-online. All rights reserved.

Target Details

Background:	Thrb is high affinity receptor for triiodothyronine. Alias Symbols: Nr1a2, T3R[b], T3Rbeta, Thrb1, Thrb2, c-erbAbeta Protein Interaction Partner: Ncor1, Scand1, Nrip2, Pik3r1, Setdb1, Cops2, Ncoa1, Siah2, Rxrg, Protein Size: 475
Molecular Weight:	52 kDa
Gene ID:	21834
NCBI Accession:	NM_009380, NP_033406
UniProt:	P37244
Pathways:	Nuclear Receptor Transcription Pathway, Steroid Hormone Mediated Signaling Pathway, Sensory Perception of Sound

Application Details

Application Notes:	Optimal working dilutions should be determined experimentally by the investigator.
Comment:	Antigen size: 475 AA
Restrictions:	For Research Use only

Handling

Format:	Liquid
Concentration:	Lot specific
Buffer:	Liquid. Purified antibody supplied in 1x PBS buffer with 0.09 % (w/v) sodium azide and 2 % sucrose.
Preservative:	Sodium azide
Precaution of Use:	This product contains Sodium azide: a POISONOUS AND HAZARDOUS SUBSTANCE which should be handled by trained staff only.
Handling Advice:	Avoid repeated freeze-thaw cycles.
Storage:	-20 °C
Storage Comment:	For short term use, store at 2-8°C up to 1 week. For long term storage, store at -20°C in small aliquots to prevent freeze-thaw cycles.

Copyright antibodies-online. All rights reserved.

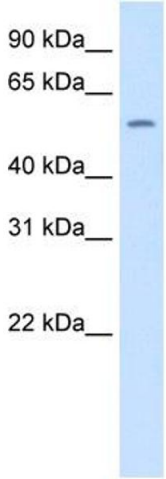

Western Blotting

Image 1. WB Suggested Anti-Thrb Antibody Titration: 1.25ug/ml Positive Control: SP2/0 cell lysate

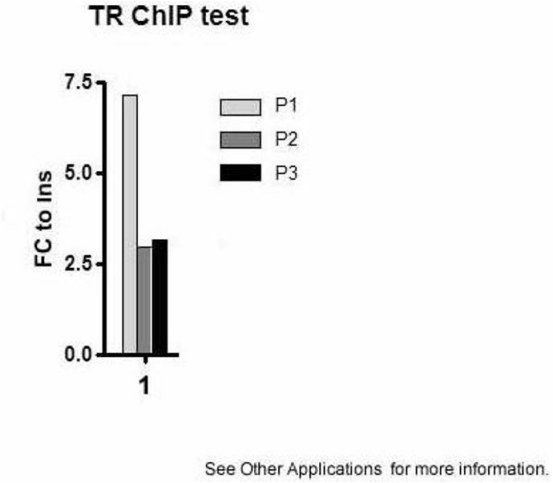

Image 2.

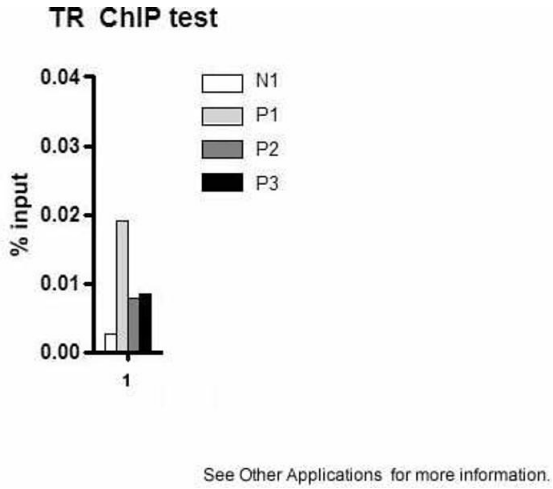

Image 3. Application: ChIP

Sample Type: mouse liver tissue

Chromatin Used: 100ug tissue

Antibody Used: 10ug

Image Submitted by: Joanna DiSpirito

University of Pennsylvania