Datasheet for ABIN2781751

anti-SLC26A5 antibody (Middle Region)

Go to Product page

3 Images

Overview

Quantity:	100 µL
Target:	SLC26A5
Binding Specificity:	Middle Region
Reactivity:	Human, Mouse, Rat, Dog, Cow, Rabbit, Guinea Pig, Horse
Host:	Rabbit
Clonality:	Polyclonal
Conjugate:	This SLC26A5 antibody is un-conjugated
Application:	Western Blotting (WB), Immunohistochemistry (IHC)

Product Details

Immunogen:	The immunogen is a synthetic peptide directed towards the middle region of human SLC26A5
Sequence:	FSVTISMAKT LANKHGYQVD GNQELIALGL CNSIGSLFQT FSISCSLSRS
Predicted Reactivity:	Cow: 100%, Dog: 100%, Guinea Pig: 100%, Horse: 100%, Human: 100%, Mouse: 100%, Rabbit: 100%, Rat: 100%
Characteristics:	This is a rabbit polyclonal antibody against SLC26A5. It was validated on Western Blot and immunohistochemistry.
Purification:	Protein A purified

Target Details

Target:	SLC26A5

Copyright antibodies-online. All rights reserved.

Target Details

Alternative Name:	SLC26A5 (SLC26A5 Products)
Background:	SLC26A5 is a member of the SLC26A/SulP transporter family. SLC26A5 is specifically expressed in outer hair cells (OHCs) of the cochlea and is essential in auditory processing. Intracellular anions are thought to act as extrinsic voltage sensors, which bind to this protein and trigger the conformational changes required for rapid length changes in OHCs. Mutations in its gene have been associated with non-syndromic hearing loss.This gene is a member of the SLC26A/SulP transporter family. It encodes a protein that is specifically expressed in outer hair cells (OHCs) of the cochlea and is essential in auditory processing. Intracellular anions are thought to act as extrinsic voltage sensors, which bind to this protein and trigger the conformational changes required for rapid length changes in OHCs. Mutations in this gene have been associated with non-syndromic hearing loss. Alternate transcriptional splice variants, encoding different isoforms, have been characterized. Alias Symbols: DFNB61, MGC118886, MGC118887, MGC118888, MGC118889, PRES Protein Size: 744
Molecular Weight:	81 kDa
Gene ID:	375611
NCBI Accession:	NM_198999, NP_945350
UniProt:	P58743
Pathways:	Sensory Perception of Sound, Dicarboxylic Acid Transport

Application Details

Application Notes:	Optimal working dilutions should be determined experimentally by the investigator.
Comment:	Antigen size: 744 AA
Restrictions:	For Research Use only

Handling

Format:	Liquid
Concentration:	Lot specific
Buffer:	Liquid. Purified antibody supplied in 1x PBS buffer with 0.09 % (w/v) sodium azide and 2 % sucrose.
Preservative:	Sodium azide

Handling

Precaution of Use:	This product contains Sodium azide: a POISONOUS AND HAZARDOUS SUBSTANCE which should be handled by trained staff only.
Handling Advice:	Avoid repeated freeze-thaw cycles.
Storage:	-20 °C
Storage Comment:	For short term use, store at 2-8°C up to 1 week. For long term storage, store at -20°C in small aliquots to prevent freeze-thaw cycles.

Images

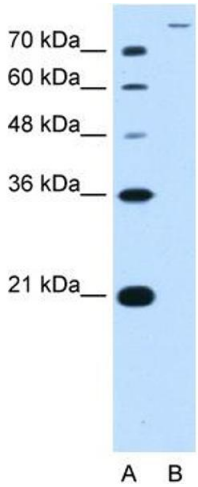

Western Blotting

Image 1. WB Suggested Antibody Titration: 2.5 ug/ml Positive Control: HepG2

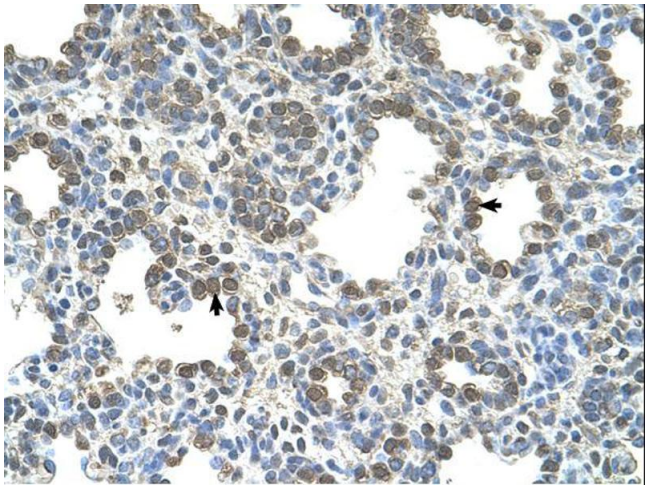

Immunohistochemistry

Image 2.

Copyright antibodies-online. All rights reserved.

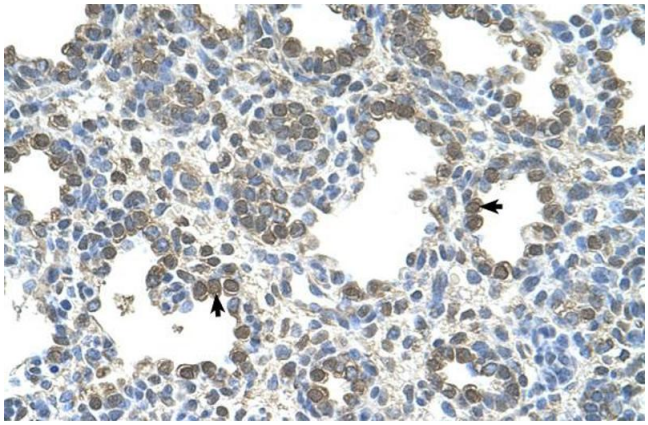

Immunohistochemistry

Image 3. Human Lung

 Copyright antibodies-online. All rights reserved.