

Datasheet for ABIN2792275

## anti-Serotonin Receptor 3A antibody (N-Term)

4 Images

1 Publication



[Go to Product page](#)

### Overview

Quantity:	100 µL
Target:	Serotonin Receptor 3A (HTR3A)
Binding Specificity:	N-Term
Reactivity:	Human, Mouse, Rat, Dog, Cow, Horse
Host:	Rabbit
Clonality:	Polyclonal
Conjugate:	This Serotonin Receptor 3A antibody is un-conjugated
Application:	Western Blotting (WB), Immunohistochemistry (IHC)

### Product Details

Immunogen:	The immunogen is a synthetic peptide directed towards the N terminal region of human HTR3A
Sequence:	LLLPTLLAQG EARRSRNTR PALLRLSDYL LTNYRKGVRP VRDWRKPTTV
Predicted Reactivity:	Cow: 78%, Dog: 78%, Horse: 91%, Human: 100%, Mouse: 78%, Rat: 78%
Characteristics:	This is a rabbit polyclonal antibody against HTR3A. It was validated on Western Blot using a cell lysate as a positive control.

### Target Details

Target:	Serotonin Receptor 3A (HTR3A)
Alternative Name:	HTR3A ( <a href="#">HTR3A Products</a> )
Background:	HTR3A belongs to the ligand-gated ion channel receptor superfamily. It is the subunit A of the

## Target Details

---

type 3 receptor for 5-hydroxytryptamine (serotonin), a biogenic hormone that functions as a neurotransmitter, a hormone, and a mitogen. This receptor causes fast, depolarizing responses in neurons after activation. It appears that the heteromeric combination of A and B subunits is necessary to provide the full functional features of this receptor, since either subunit alone results in receptors with very low conductance and response amplitude. Alternatively spliced transcript variants encoding different isoforms have been identified.

Alias Symbols: HTR3, 5HT3R, 5-HT-3, 5-HT3A, 5-HT3R

Protein Interaction Partner: HSPA5, CANX,

Protein Size: 478

Molecular Weight:	55 kDa
Gene ID:	3359
NCBI Accession:	<a href="#">NM_000869</a> , <a href="#">NP_000860</a>
UniProt:	<a href="#">P46098</a>
Pathways:	<a href="#">Synaptic Membrane</a>

## Application Details

---

Application Notes:	Optimal working dilutions should be determined experimentally by the investigator.
Comment:	Antigen size: 478 AA
Restrictions:	For Research Use only

## Handling

---

Format:	Liquid
Concentration:	Lot specific
Buffer:	Liquid. Purified antibody supplied in 1x PBS buffer with 0.09 % (w/v) sodium azide and 2 % sucrose.
Preservative:	Sodium azide
Precaution of Use:	This product contains Sodium azide: a POISONOUS AND HAZARDOUS SUBSTANCE which should be handled by trained staff only.
Handling Advice:	Avoid repeated freeze-thaw cycles.
Storage:	-20 °C

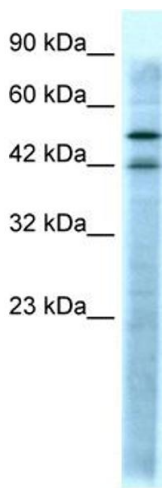
## Handling

Storage Comment: For short term use, store at 2-8°C up to 1 week. For long term storage, store at -20°C in small aliquots to prevent freeze-thaw cycles.

## Publications

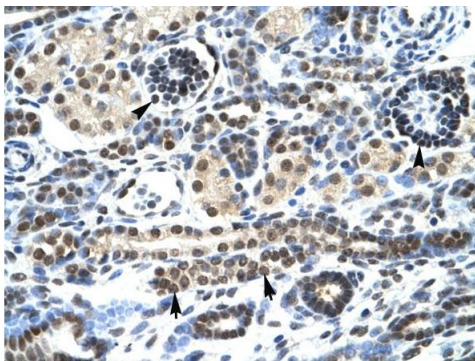
Product cited in: Moon, Kim, Cho: "A nanowire-based label-free immunosensor: direct incorporation of a PSA antibody in electropolymerized polypyrrole." in: **Biosensors & bioelectronics**, Vol. 57, pp. 157-61, (2014) ([PubMed](#)).

## Images



### Western Blotting

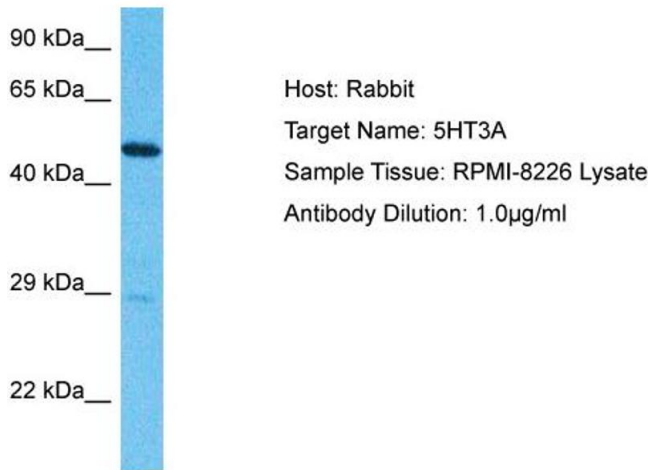
**Image 1.** WB Suggested Anti-HTR3A Antibody Titration: 0.2-1 ug/ml Positive Control: Jurkat cell lysate



### Immunohistochemistry

**Image 2.** Human kidney

Rabbit Anti-HTR3A Antibody  
Catalog Number: AVARP13046  
Lot Number: QC0423  
Paraffin Embedded Tissue: Human Kidney  
Cells with Positive label: Epithelial cells of renal tubule (Indicated with Arrows)  
and renal corpuscle (Indicated with Arrow Heads)  
Antibody Concentration: 4.0-8.0 µg/ml  
Magnification: 400X



### Western Blotting

**Image 3.** Host: Rabbit Target Name: 5HT3A Sample Type: RPMI-8226 lysates Antibody Dilution: 1.0ug/ml

Please check the [product details page](#) for more images. Overall 4 images are available for ABIN2792275.