



[Go to Product page](#)

Datasheet for ABIN2937468  
**anti-LGR5 antibody (Loop 2)**

3 Images

Overview

Quantity:	200 µL
Target:	LGR5
Binding Specificity:	Loop 2
Reactivity:	Human, Mouse
Host:	Rabbit
Clonality:	Polyclonal
Conjugate:	This LGR5 antibody is un-conjugated
Application:	Western Blotting (WB), Flow Cytometry (FACS), Immunohistochemistry (IHC)

Product Details

Immunogen:	Human LGR5 (loop2).
Isotype:	IgG
Purification:	This antibody is prepared by Saturated Ammonium Sulfate (SAS) precipitation followed by dialysis against PBS.

Target Details

Target:	LGR5
Alternative Name:	LGR5 ( <a href="#">LGR5 Products</a> )
UniProt:	<a href="#">O75473</a>
Pathways:	<a href="#">WNT Signaling</a>

## Application Details

Restrictions: For Research Use only

## Handling

Format: Liquid

Buffer: PBS with 0.09 % (W/V) sodium azide.

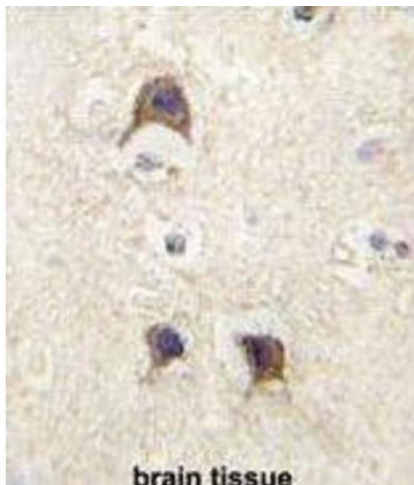
Preservative: Sodium azide

Precaution of Use: This product contains Sodium azide: a POISONOUS AND HAZARDOUS SUBSTANCE which should be handled by trained staff only.

Storage: -20 °C

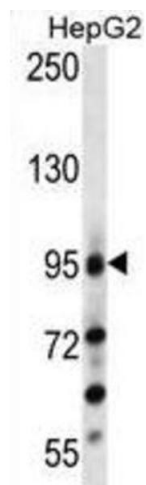
Storage Comment: Aliquot and store at -20 °C. Avoid repeated freeze/thaw cycles.

## Images




### Immunohistochemistry

Image 1.



### Western Blotting

Image 2.



### Western Blotting

Image 3.