

Datasheet for ABIN2989757

anti-Retinoblastoma Binding Protein 4 antibody[Go to Product page](#)**6** Images

Overview

Quantity:	200 µL
Target:	Retinoblastoma Binding Protein 4 (RBBP4)
Reactivity:	Human, Mouse, Rat, Monkey
Host:	Rabbit
Clonality:	Polyclonal
Conjugate:	This Retinoblastoma Binding Protein 4 antibody is un-conjugated
Application:	Western Blotting (WB), Immunohistochemistry (IHC), Immunoprecipitation (IP), Immunofluorescence (fixed cells) (IF/ICC)

Product Details

Immunogen:	Recombinant protein of human RBBP4.
Isotype:	IgG
Purification:	Affinity purified

Target Details

Target:	Retinoblastoma Binding Protein 4 (RBBP4)
Alternative Name:	RBBP4 (RBBP4 Products)
Molecular Weight:	Calculated MW: 43 kDa/46 kDa/47 kDa Observed MW: 55 kDa
Gene ID:	5928

Target Details

UniProt:	Q09028
Pathways:	Cell Division Cycle, Mitotic G1-G1/S Phases, Stem Cell Maintenance, Chromatin Binding, Protein targeting to Nucleus

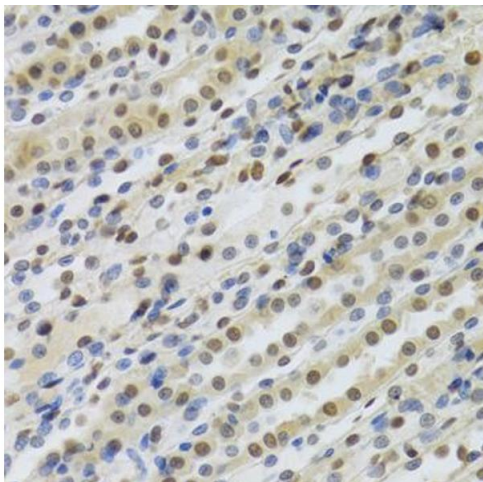
Application Details

Application Notes:	Optimal working dilution should be determined by the investigator.
Restrictions:	For Research Use only

Handling

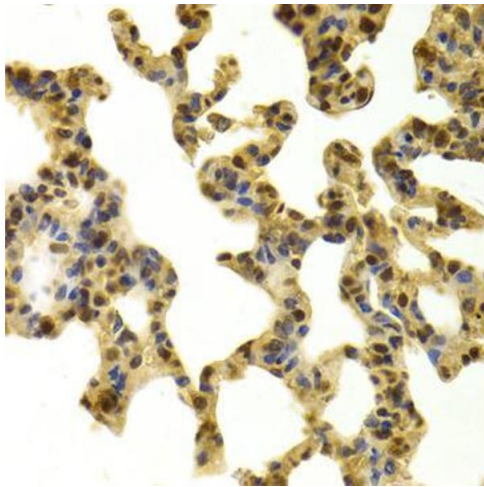
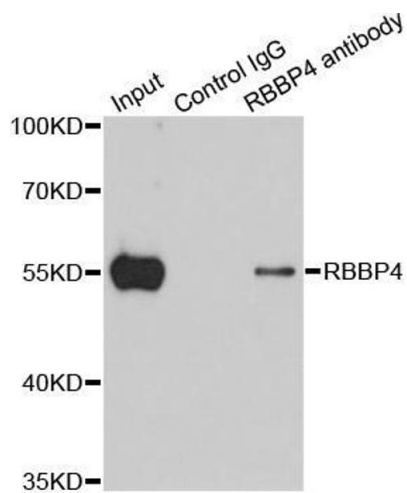
Format:	Liquid
Concentration:	Lot specific
Buffer:	PBS, pH 7.3, 0.02 % sodium azide, 50 % glycerol.
Preservative:	Sodium azide
Precaution of Use:	This product contains Sodium azide: a POISONOUS AND HAZARDOUS SUBSTANCE which should be handled by trained staff only.
Storage:	-20 °C
Storage Comment:	Aliquot and store at -20 °C. Avoid repeated freeze/thaw cycles.

Images



Immunohistochemistry (Paraffin-embedded Sections)

Image 1. Immunohistochemistry of paraffin-embedded rat kidney using RBBP4 Antibody (ABIN5970697) at dilution of 1/100 (40x lens).



Immunoprecipitation

Image 2. Immunoprecipitation analysis of 200 μ g extracts of 293T cells using 1 μ g RBBP4 antibody (ABIN5970697). Western blot was performed from the immunoprecipitate using RBBP4 antibody (ABIN5970697) at a dilution of 1/1000.

Immunohistochemistry (Paraffin-embedded Sections)

Image 3. Immunohistochemistry of paraffin-embedded mouse lung using RBBP4 Antibody (ABIN5970697) at dilution of 1/100 (40x lens).

Please check the [product details page](#) for more images. Overall 6 images are available for ABIN2989757.