



Datasheet for ABIN3001714
anti-TUFM antibody



[Go to Product page](#)

3 Images

Overview

Quantity:	400 µL
Target:	TUFM (Tufm)
Reactivity:	Human
Host:	Rabbit
Clonality:	Polyclonal
Conjugate:	This TUFM antibody is un-conjugated
Application:	Western Blotting (WB), Immunohistochemistry (IHC), Flow Cytometry (FACS)

Product Details

Immunogen:	Human TUFM.
Isotype:	IgG
Purification:	This antibody is prepared by Saturated Ammonium Sulfate (SAS) precipitation followed by dialysis against PBS.

Target Details

Target:	TUFM (Tufm)
Alternative Name:	TUFM (Tufm Products)
UniProt:	P49411

Application Details

Application Notes: Optimal working dilution should be determined by the investigator.

Restrictions: For Research Use only

Handling

Format: Liquid

Buffer: PBS with 0.09 % (W/V) sodium azide.

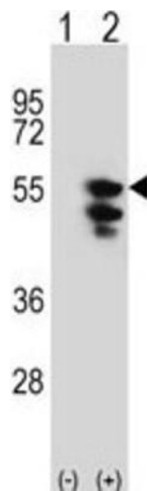
Preservative: Sodium azide

Precaution of Use: This product contains Sodium azide: a POISONOUS AND HAZARDOUS SUBSTANCE which should be handled by trained staff only.

Storage: -20 °C

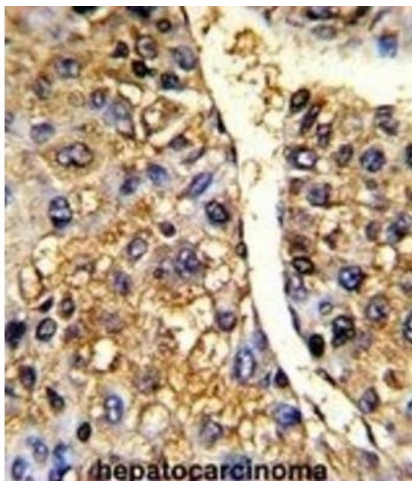
Storage Comment: Aliquot and store at -20 °C. Avoid repeated freeze/thaw cycles.

Images



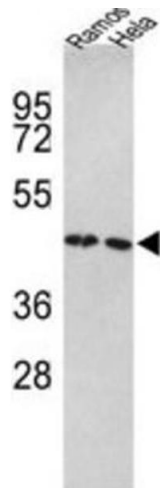
Western Blotting

Image 1.



Immunohistochemistry

Image 2.



Western Blotting

Image 3.