

Datasheet for ABIN3002666

## anti-EPN3 antibody

### 3 Images



[Go to Product page](#)

### Overview

Quantity:	400 µL
Target:	EPN3
Reactivity:	Human
Host:	Rabbit
Clonality:	Polyclonal
Conjugate:	This EPN3 antibody is un-conjugated
Application:	Western Blotting (WB), Immunohistochemistry (IHC), Flow Cytometry (FACS)

### Product Details

Immunogen:	Human EPN3.
Isotype:	IgG
Purification:	This antibody is prepared by Saturated Ammonium Sulfate (SAS) precipitation followed by dialysis against PBS.

### Target Details

Target:	EPN3
Alternative Name:	EPN3 ( <a href="#">EPN3 Products</a> )
UniProt:	<a href="#">Q9H201</a>

## Application Details

Application Notes: Optimal working dilution should be determined by the investigator.

Restrictions: For Research Use only

## Handling

Format: Liquid

Buffer: PBS with 0.09 % (W/V) sodium azide.

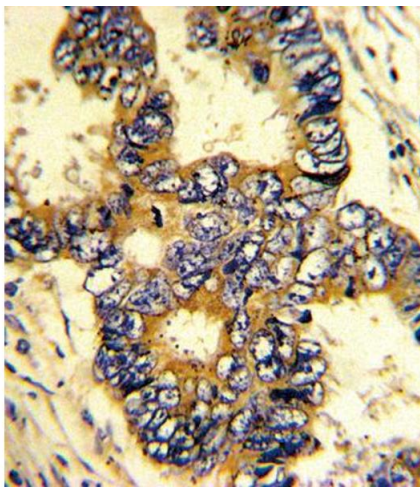
Preservative: Sodium azide

Precaution of Use: This product contains Sodium azide: a POISONOUS AND HAZARDOUS SUBSTANCE which should be handled by trained staff only.

Storage: -20 °C


Storage Comment: Aliquot and store at -20 °C. Avoid repeated freeze/thaw cycles.

## Images



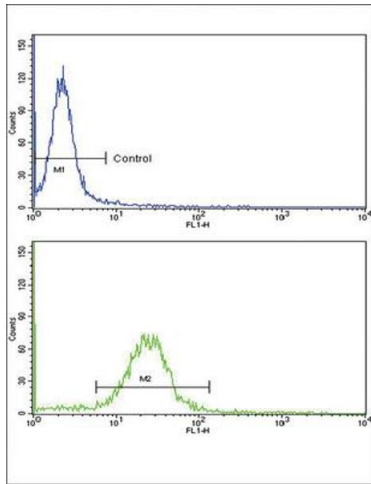
### Immunohistochemistry

Image 1.



### Western Blotting

Image 2.



## Flow Cytometry

Image 3.