



Datasheet for ABIN3002691
anti-FKBP14 antibody



[Go to Product page](#)

3 Images

Overview

Quantity:	400 µL
Target:	FKBP14
Reactivity:	Human
Host:	Rabbit
Clonality:	Polyclonal
Conjugate:	This FKBP14 antibody is un-conjugated
Application:	Western Blotting (WB), Flow Cytometry (FACS), Immunohistochemistry (IHC)

Product Details

Immunogen:	Human FKBP14.
Isotype:	IgG
Purification:	This antibody is prepared by Saturated Ammonium Sulfate (SAS) precipitation followed by dialysis against PBS.

Target Details

Target:	FKBP14
Alternative Name:	FKBP14 (FKBP14 Products)
UniProt:	Q9NWM8
Pathways:	ER-Nucleus Signaling

Application Details

Application Notes: Optimal working dilution should be determined by the investigator.

Restrictions: For Research Use only

Handling

Format: Liquid

Buffer: PBS with 0.09 % (W/V) sodium azide.

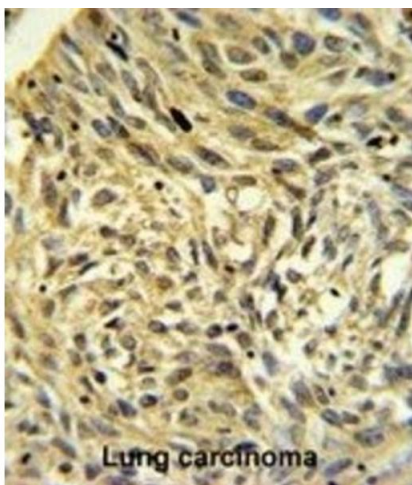
Preservative: Sodium azide

Precaution of Use: This product contains Sodium azide: a POISONOUS AND HAZARDOUS SUBSTANCE which should be handled by trained staff only.

Storage: -20 °C

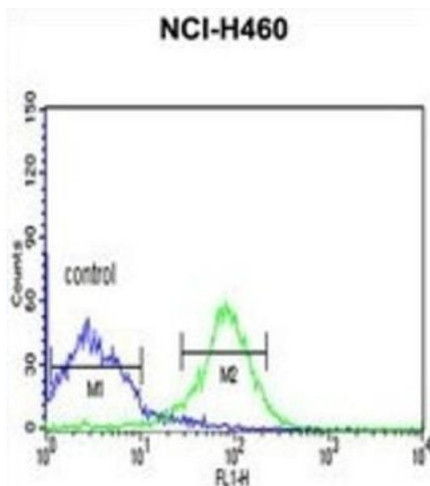
Storage Comment: Aliquot and store at -20 °C. Avoid repeated freeze/thaw cycles.

Images



Immunohistochemistry

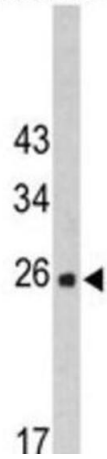
Image 1.



Flow Cytometry

Image 2.

NCI-H460



Western Blotting

Image 3.