

Datasheet for ABIN3002732

anti-HMGCS1 antibody[Go to Product page](#)

3 Images

Overview

Quantity:	400 µL
Target:	HMGCS1
Reactivity:	Human, Mouse
Host:	Rabbit
Clonality:	Polyclonal
Application:	Western Blotting (WB), Immunohistochemistry (IHC), Flow Cytometry (FACS)

Product Details

Immunogen:	Human HMGCS1.
Isotype:	IgG
Purification:	This antibody is prepared by Saturated Ammonium Sulfate (SAS) precipitation followed by dialysis against PBS.


Target Details

Target:	HMGCS1
Alternative Name:	HMGCS1 (HMGCS1 Products)
UniProt:	Q01581
Pathways:	Regulation of Lipid Metabolism by PPARalpha

Application Details

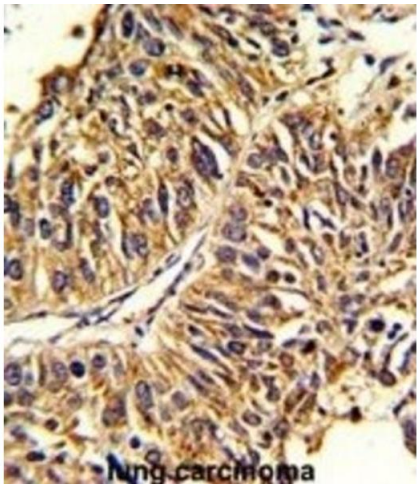
Application Notes:	Optimal working dilution should be determined by the investigator.
Restrictions:	For Research Use only
Handling	
Format:	Liquid
Buffer:	PBS with 0.09 % (W/V) sodium azide.
Preservative:	Sodium azide
Precaution of Use:	This product contains Sodium azide: a POISONOUS AND HAZARDOUS SUBSTANCE which should be handled by trained staff only.
Storage:	-20 °C
Storage Comment:	Aliquot and store at -20 °C. Avoid repeated freeze/thaw cycles.

Images



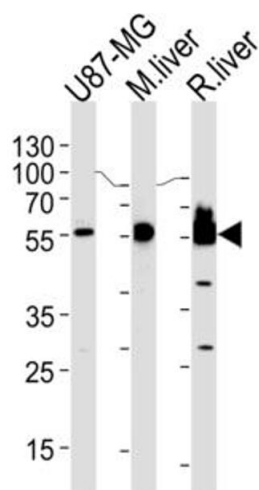
Flow Cytometry

Image 1.



Immunohistochemistry

Image 2.



Western Blotting

Image 3.