

Datasheet for ABIN3002790  
**anti-IL17 Receptor B antibody**



[Go to Product page](#)

3 Images

## Overview

Quantity:	400 µL
Target:	IL17 Receptor B (IL17RB)
Reactivity:	Human
Host:	Rabbit
Clonality:	Polyclonal
Conjugate:	This IL17 Receptor B antibody is un-conjugated
Application:	Western Blotting (WB), Immunohistochemistry (IHC), Flow Cytometry (FACS)

## Product Details

Immunogen:	Human IL17RB.
Isotype:	IgG
Purification:	This antibody is prepared by Saturated Ammonium Sulfate (SAS) precipitation followed by dialysis against PBS.

## Target Details

Target:	IL17 Receptor B (IL17RB)
Alternative Name:	IL17RB ( <a href="#">IL17RB Products</a> )
UniProt:	<a href="#">Q9NRM6</a>

## Application Details

Application Notes: Optimal working dilution should be determined by the investigator.

Restrictions: For Research Use only

## Handling

Format: Liquid

Buffer: PBS with 0.09 % (W/V) sodium azide.

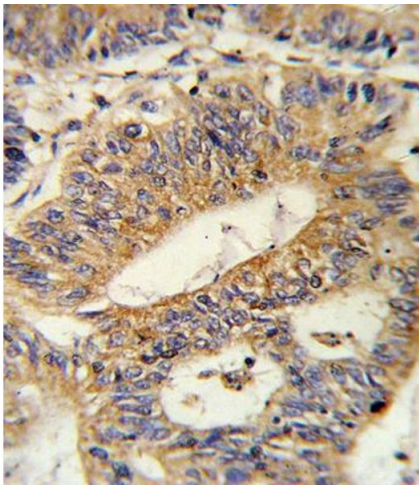
Preservative: Sodium azide

Precaution of Use: This product contains Sodium azide: a POISONOUS AND HAZARDOUS SUBSTANCE which should be handled by trained staff only.

Storage: -20 °C

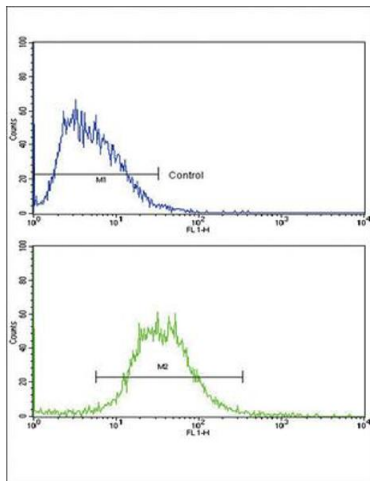
Storage Comment: Aliquot and store at -20 °C. Avoid repeated freeze/thaw cycles.

## Images



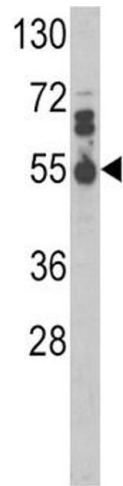
### Immunohistochemistry

Image 1.



### Flow Cytometry

Image 2.



**Western Blotting**

**Image 3.**