



Datasheet for ABIN3002795
anti-Apolipoprotein L 4 antibody



[Go to Product page](#)

3 Images

Overview

Quantity:	400 µL
Target:	Apolipoprotein L 4 (APOL4)
Reactivity:	Human
Host:	Rabbit
Clonality:	Polyclonal
Conjugate:	This Apolipoprotein L 4 antibody is un-conjugated
Application:	Western Blotting (WB), Immunohistochemistry (IHC), Flow Cytometry (FACS)

Product Details

Immunogen:	Human APOL4.
Isotype:	IgG
Purification:	This antibody is prepared by Saturated Ammonium Sulfate (SAS) precipitation followed by dialysis against PBS.

Target Details

Target:	Apolipoprotein L 4 (APOL4)
Alternative Name:	APOL4 (APOL4 Products)
UniProt:	Q9BPW4

Application Details

Application Notes: Optimal working dilution should be determined by the investigator.

Restrictions: For Research Use only

Handling

Format: Liquid

Buffer: PBS with 0.09 % (W/V) sodium azide.

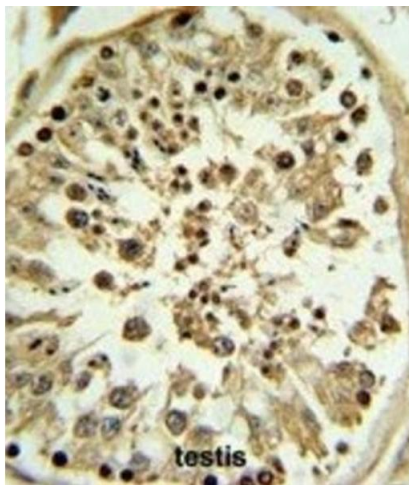
Preservative: Sodium azide

Precaution of Use: This product contains Sodium azide: a POISONOUS AND HAZARDOUS SUBSTANCE which should be handled by trained staff only.

Storage: -20 °C


Storage Comment: Aliquot and store at -20 °C. Avoid repeated freeze/thaw cycles.

Images



Immunohistochemistry

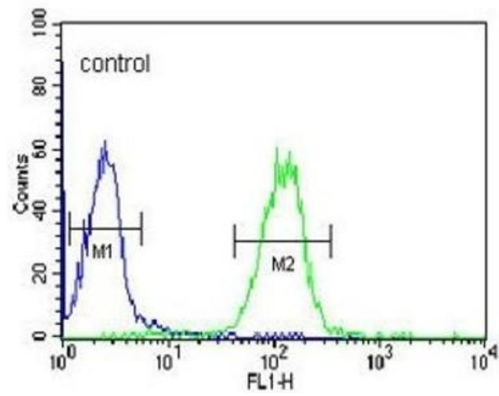
Image 1.



Western Blotting

Image 2.

HL-60



Flow Cytometry

Image 3.