

Datasheet for ABIN3002804

**anti-HMGCS2 antibody****3** Images[Go to Product page](#)

## Overview

Quantity:	400 µL
Target:	HMGCS2
Reactivity:	Human
Host:	Rabbit
Clonality:	Polyclonal
Conjugate:	This HMGCS2 antibody is un-conjugated
Application:	Western Blotting (WB), Immunohistochemistry (IHC), Flow Cytometry (FACS)

## Product Details

Immunogen:	Human HMGCS2.
Isotype:	IgG
Purification:	This antibody is prepared by Saturated Ammonium Sulfate (SAS) precipitation followed by dialysis against PBS.


## Target Details

Target:	HMGCS2
Alternative Name:	HMGCS2 ( <a href="#">HMGCS2 Products</a> )
UniProt:	<a href="#">P54868</a>
Pathways:	<a href="#">Response to Growth Hormone Stimulus</a> , <a href="#">Cellular Response to Molecule of Bacterial Origin</a> , <a href="#">Regulation of Lipid Metabolism by PPARalpha</a>

## Application Details

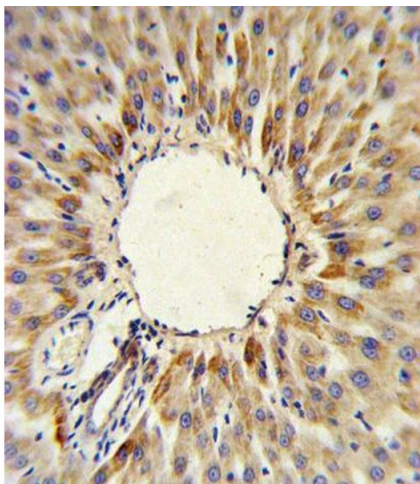
Application Notes:	Optimal working dilution should be determined by the investigator.
Restrictions:	For Research Use only
Handling	
Format:	Liquid
Buffer:	PBS with 0.09 % (W/V) sodium azide.
Preservative:	Sodium azide
Precaution of Use:	This product contains Sodium azide: a POISONOUS AND HAZARDOUS SUBSTANCE which should be handled by trained staff only.
Storage:	-20 °C
Storage Comment:	Aliquot and store at -20 °C. Avoid repeated freeze/thaw cycles.

## Images



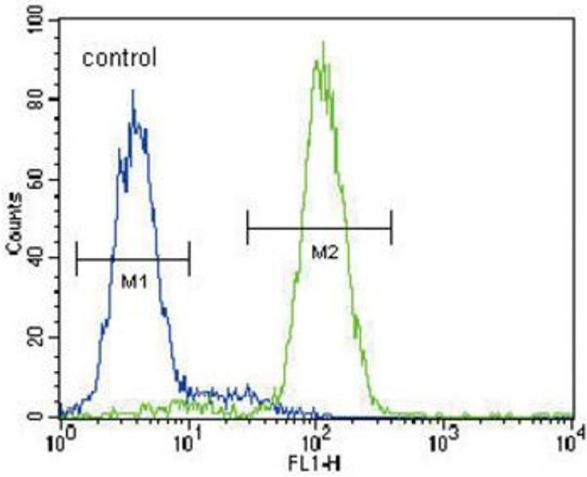
### Western Blotting

Image 1.



### Immunohistochemistry

Image 2.



Flow Cytometry

Image 3.