

Datasheet for ABIN3002852

anti-FMR1 antibody**3** Images[Go to Product page](#)

Overview

Quantity:	400 µL
Target:	FMR1
Reactivity:	Human, Mouse
Host:	Rabbit
Clonality:	Polyclonal
Conjugate:	This FMR1 antibody is un-conjugated
Application:	Western Blotting (WB), Immunohistochemistry (IHC), Flow Cytometry (FACS)

Product Details

Immunogen:	Human FMR1.
Isotype:	IgG
Purification:	This antibody is purified through a protein A column, followed by peptide affinity purification.

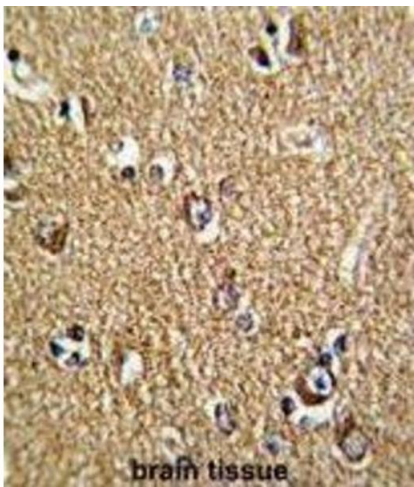
Target Details

Target:	FMR1
Alternative Name:	FMR1 (FMR1 Products)
UniProt:	Q06787
Pathways:	Regulation of Muscle Cell Differentiation, Skeletal Muscle Fiber Development

Application Details

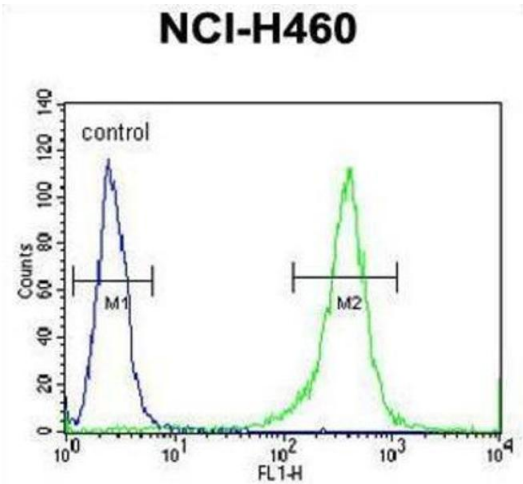
Application Notes:	Optimal working dilution should be determined by the investigator.
Restrictions:	For Research Use only
Handling	
Format:	Liquid
Buffer:	PBS with 0.09 % (W/V) sodium azide.
Preservative:	Sodium azide
Precaution of Use:	This product contains Sodium azide: a POISONOUS AND HAZARDOUS SUBSTANCE which should be handled by trained staff only.
Storage:	-20 °C
Storage Comment:	Aliquot and store at -20 °C. Avoid repeated freeze/thaw cycles.

Images




Immunohistochemistry

Image 1.



Flow Cytometry

Image 2.



Western Blotting

Image 3.