

Datasheet for ABIN3003045

anti-CAMK1 antibody

3 Images

[Go to Product page](#)

Overview

Quantity:	400 µL
Target:	CAMK1
Reactivity:	Human, Mouse, Rat, Monkey
Host:	Rabbit
Clonality:	Polyclonal
Conjugate:	This CAMK1 antibody is un-conjugated
Application:	Western Blotting (WB), Immunohistochemistry (IHC)

Product Details

Immunogen:	Human CAMK1.
Isotype:	IgG
Purification:	This antibody is purified through a protein G column, eluted with high and low pH buffers and neutralized immediately, followed by dialysis against PBS.

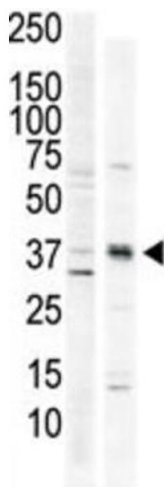
Target Details

Target:	CAMK1
Alternative Name:	CAMK1 (CAMK1 Products)
UniProt:	Q14012
Pathways:	Myometrial Relaxation and Contraction , Regulation of Muscle Cell Differentiation , Smooth Muscle Cell Migration

Application Details

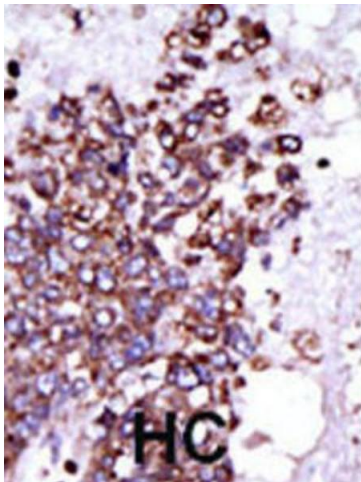
Application Notes:	Optimal working dilution should be determined by the investigator.
Restrictions:	For Research Use only
Handling	
Format:	Liquid
Buffer:	PBS with 0.09 % (W/V) sodium azide.
Preservative:	Sodium azide
Precaution of Use:	This product contains Sodium azide: a POISONOUS AND HAZARDOUS SUBSTANCE which should be handled by trained staff only.
Storage:	-20 °C
Storage Comment:	Aliquot and store at -20 °C. Avoid repeated freeze/thaw cycles.

Images



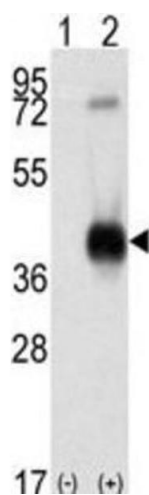
Western Blotting

Image 1.



Immunohistochemistry

Image 2.



Western Blotting

Image 3.