



[Go to Product page](#)

Datasheet for ABIN3003182

anti-FKBP9 antibody

3 Images

Overview

Quantity:	400 µL
Target:	FKBP9
Reactivity:	Human, Mouse
Host:	Rabbit
Clonality:	Polyclonal
Application:	Western Blotting (WB), Flow Cytometry (FACS), Immunohistochemistry (IHC)

Product Details

Immunogen:	Human FKBP9.
Isotype:	IgG
Purification:	This antibody is prepared by Saturated Ammonium Sulfate (SAS) precipitation followed by dialysis against PBS.

Target Details

Target:	FKBP9
Alternative Name:	FKBP9 (FKBP9 Products)
UniProt:	O95302

Application Details

Application Notes:	Optimal working dilution should be determined by the investigator.
--------------------	--

Application Details

Restrictions: For Research Use only

Handling

Format: Liquid

Buffer: PBS with 0.09 % (W/V) sodium azide.

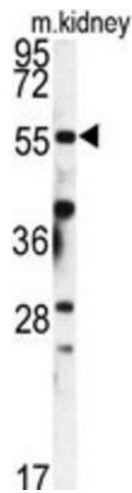
Preservative: Sodium azide

Precaution of Use: This product contains Sodium azide: a POISONOUS AND HAZARDOUS SUBSTANCE which should be handled by trained staff only.

Storage: -20 °C

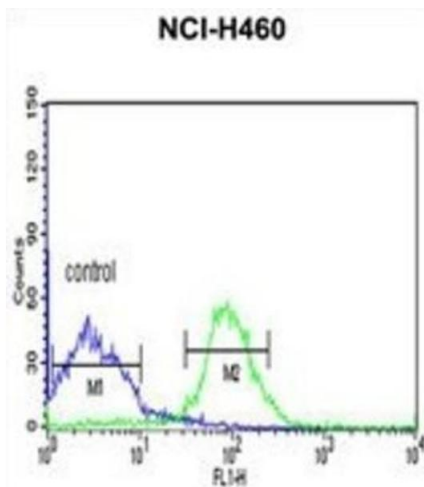
Storage Comment: Aliquot and store at -20 °C. Avoid repeated freeze/thaw cycles.

Images



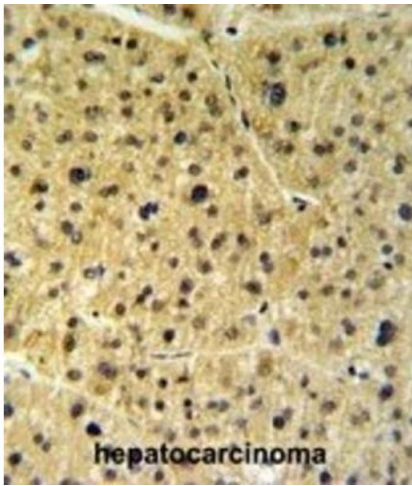
Western Blotting

Image 1.



Flow Cytometry

Image 2.



Immunohistochemistry

Image 3.