



Datasheet for ABIN3003504
anti-ACVRL1 antibody



[Go to Product page](#)

3 Images

Overview

Quantity:	400 µL
Target:	ACVRL1
Reactivity:	Human, Mouse
Host:	Rabbit
Clonality:	Polyclonal
Conjugate:	This ACVRL1 antibody is un-conjugated
Application:	Western Blotting (WB), Immunohistochemistry (IHC), Flow Cytometry (FACS)

Product Details

Immunogen:	Human ACVRL1.
Isotype:	IgG
Purification:	This antibody is purified through a protein G column, eluted with high and low pH buffers and neutralized immediately, followed by dialysis against PBS.

Target Details

Target:	ACVRL1
Alternative Name:	ACVRL1 (ACVRL1 Products)
UniProt:	P37023

Application Details

Application Notes: Optimal working dilution should be determined by the investigator.

Restrictions: For Research Use only

Handling

Format: Liquid

Buffer: PBS with 0.09 % (W/V) sodium azide.

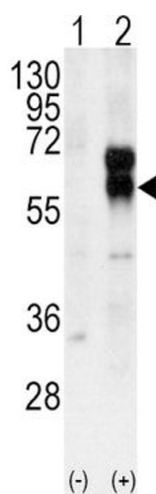
Preservative: Sodium azide

Precaution of Use: This product contains Sodium azide: a POISONOUS AND HAZARDOUS SUBSTANCE which should be handled by trained staff only.

Storage: -20 °C


Storage Comment: Aliquot and store at -20 °C. Avoid repeated freeze/thaw cycles.

Images



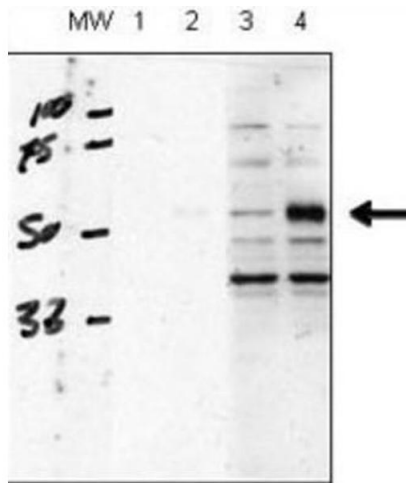
Western Blotting

Image 1.



Western Blotting

Image 2.



Western Blotting

Image 3.