

Datasheet for ABIN3003926  
**anti-HIST1H2AH antibody**[Go to Product page](#)

## 3 Images

## Overview

Quantity:	400 µL
Target:	HIST1H2AH
Reactivity:	Human
Host:	Rabbit
Clonality:	Polyclonal
Conjugate:	This HIST1H2AH antibody is un-conjugated
Application:	Western Blotting (WB), Immunohistochemistry (IHC), Flow Cytometry (FACS)

## Product Details

Immunogen:	Human HIST1H2AH.
Isotype:	IgG
Purification:	This antibody is purified through a protein A column, followed by peptide affinity purification.

## Target Details

Target:	HIST1H2AH
Alternative Name:	HIST1H2AH ( <a href="#">HIST1H2AH Products</a> )
UniProt:	<a href="#">Q96KK5</a>

## Application Details

Application Notes:	Optimal working dilution should be determined by the investigator.
--------------------	--

Restrictions: For Research Use only

Format: Liquid

Buffer: PBS with 0.09 % (W/V) sodium azide.

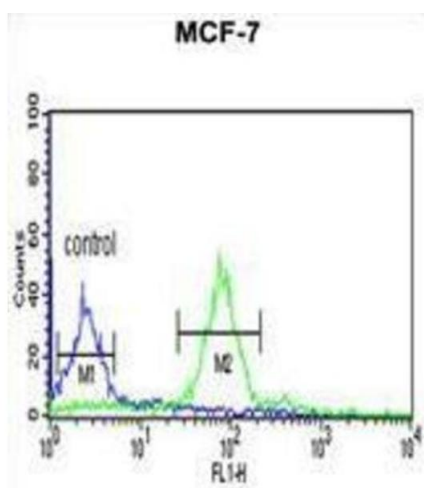
Preservative: Sodium azide

Precaution of Use: This product contains Sodium azide: a POISONOUS AND HAZARDOUS SUBSTANCE which should be handled by trained staff only.

Storage: -20 °C

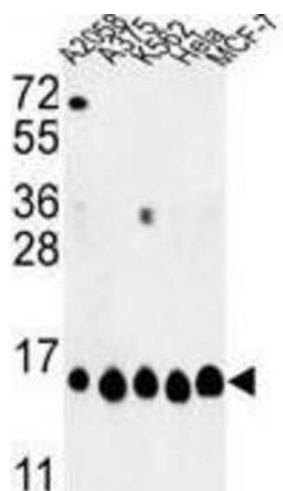
Storage Comment: Aliquot and store at -20 °C. Avoid repeated freeze/thaw cycles.

## Images



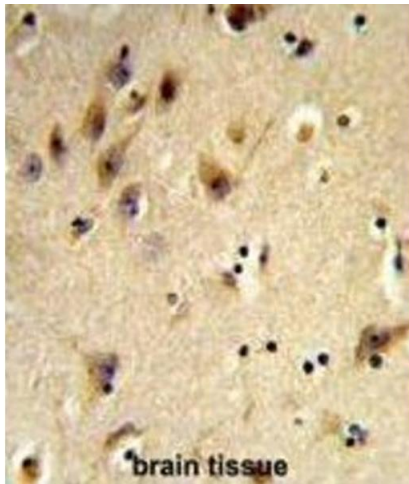
## Flow Cytometry

**Image 1.**



## Western Blotting

**Image 2.**



#### Immunohistochemistry

Image 3.