



[Go to Product page](#)

Datasheet for ABIN3003968

anti-DZIP1 antibody

3 Images

Overview

Quantity:	400 µL
Target:	DZIP1
Reactivity:	Human
Host:	Rabbit
Clonality:	Polyclonal
Application:	Western Blotting (WB), Flow Cytometry (FACS), Immunohistochemistry (IHC)

Product Details

Immunogen:	Human DZIP1.
Isotype:	IgG
Purification:	This antibody is purified through a protein A column, followed by peptide affinity purification.

Target Details

Target:	DZIP1
Alternative Name:	DZIP1 (DZIP1 Products)
UniProt:	Q86YF9
Pathways:	Hedgehog Signaling , Protein targeting to Nucleus

Application Details

Application Notes:	Optimal working dilution should be determined by the investigator.
--------------------	--------------------------------------------------------------------

Application Details

Restrictions: For Research Use only

Handling

Format: Liquid

Buffer: PBS with 0.09 % (W/V) sodium azide.

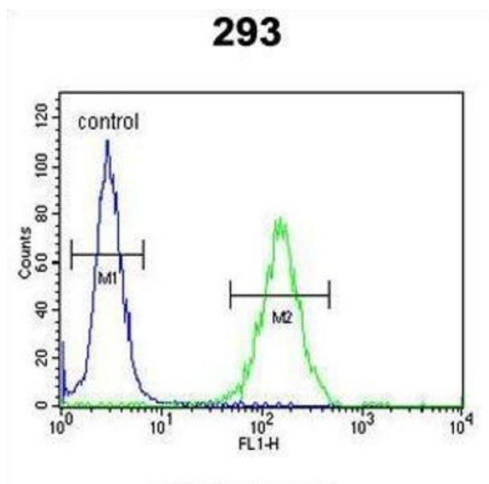
Preservative: Sodium azide

Precaution of Use: This product contains Sodium azide: a POISONOUS AND HAZARDOUS SUBSTANCE which should be handled by trained staff only.

Storage: -20 °C


Storage Comment: Aliquot and store at -20 °C. Avoid repeated freeze/thaw cycles.

Images



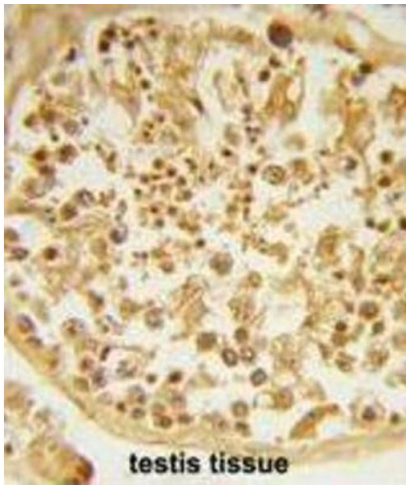
Flow Cytometry

Image 1.



Western Blotting

Image 2.



Immunohistochemistry

Image 3.