

Datasheet for ABIN3004220  
**anti-NCOA7 antibody**



[Go to Product page](#)

3 Images

### Overview

Quantity:	400 µL
Target:	NCOA7
Reactivity:	Human, Mouse
Host:	Rabbit
Clonality:	Polyclonal
Application:	Western Blotting (WB), Immunohistochemistry (IHC), Flow Cytometry (FACS)

### Product Details

Immunogen:	Human NCOA7.
Isotype:	IgG
Purification:	This antibody is purified through a protein A column, followed by peptide affinity purification.

### Target Details

Target:	NCOA7
Alternative Name:	NCOA7 ( <a href="#">NCOA7 Products</a> )
UniProt:	<a href="#">Q8NI08</a>
Pathways:	<a href="#">Nuclear Hormone Receptor Binding</a>

### Application Details

Application Notes:	Optimal working dilution should be determined by the investigator.
--------------------	--

## Application Details

Restrictions: For Research Use only

## Handling

Format: Liquid

Buffer: PBS with 0.09 % (W/V) sodium azide.

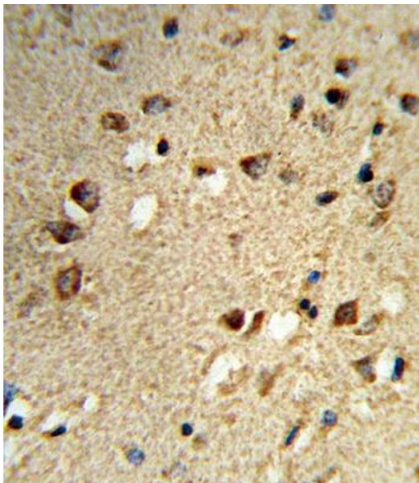
Preservative: Sodium azide

Precaution of Use: This product contains Sodium azide: a POISONOUS AND HAZARDOUS SUBSTANCE which should be handled by trained staff only.

Storage: -20 °C


Storage Comment: Aliquot and store at -20 °C. Avoid repeated freeze/thaw cycles.

## Images



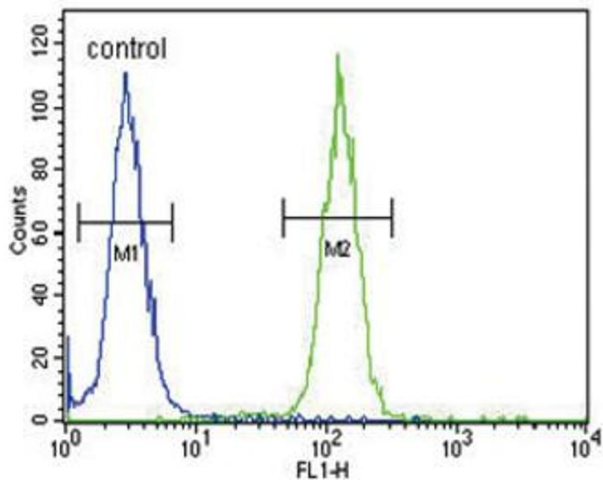
### Immunohistochemistry

Image 1.



### Western Blotting

Image 2.



### Flow Cytometry

Image 3.