Datasheet for ABIN3016178

anti-Glycogen Synthase 1 antibody (AA 488-737)

4 Images

Go to Product page

Overview

Quantity:	100 µL
Target:	Glycogen Synthase 1 (GYS1)
Binding Specificity:	AA 488-737
Reactivity:	Human
Host:	Rabbit
Clonality:	Polyclonal
Conjugate:	This Glycogen Synthase 1 antibody is un-conjugated
Application:	Western Blotting (WB), Immunohistochemistry (IHC), Immunofluorescence (IF)

Product Details

Immunogen:	Recombinant fusion protein containing a sequence corresponding to amino acids 488-737 of human Glycogen synthase 1 (Glycogen synthase 1 (GYS1)) (NP_002094.2).
Sequence:	LLPVDYEEFV RGCHLGVFPS YYEPWGYTPA ECTVMGIPSI STNLSGFGCF MEEHIADPSA YGIYILDRRF RSLDDSCSQL TSFLYSFCQQ SRRQRIIQRN RTERLSDLLD WKYLGRYYMS ARHMALSKAF PEHFTYEPNE ADAAQGYRYP RPASVPPSPS LSRHSSPHQS EDEEDPRNGP LEEDGERYDE DEEAAKDRRN IRAPEWPRRA SCTSSTSGSK RNSVDTATSS SLSTPSEPLS PTSSLGEERN
Isotype:	IgG
Cross-Reactivity:	Human, Mouse, Rat
Characteristics:	Polyclonal Antibodies
Purification:	Affinity purification

 Copyright antibodies-online. All rights reserved.

Target Details

Target:	Glycogen Synthase 1 (GYS1)
Alternative Name:	GYS1 (GYS1 Products)
Background:	The protein encoded by this gene catalyzes the addition of glucose monomers to the growing glycogen molecule through the formation of alpha-1,4-glycoside linkages. Mutations in this gene are associated with muscle glycogen storage disease. Alternatively spliced transcript variants encoding different isoforms have been found for this gene.,GYS1,GSY,GYS,Cancer,Signal Transduction,PI3K-Akt Signaling Pathway,Cell Biology & Developmental Biology,Cytoskeleton,Actins,Endocrine & Metabolism,Carbohydrate metabolism,AMPK Signaling Pathway,Insulin Receptor Signaling Pathway,Endocrine and metabolic diseases,Diabetes,Obesity,Cardiovascular,Heart,Cardiovascular diseases,Heart disease,GYS1
Molecular Weight:	76 kDa/83 kDa
Gene ID:	2997
UniProt:	P13807
Pathways:	PI3K-Akt Signaling, AMPK Signaling, Cellular Glucan Metabolic Process

Application Details

Application Notes:	WB,1:500 - 1:2000,IHC,1:50 - 1:200,IF,1:50 - 1:100
Restrictions:	For Research Use only

Handling

Buffer:	PBS with 0.02 % sodium azide,50 % glycerol, pH 7.3.
Preservative:	Sodium azide
Precaution of Use:	This product contains Sodium azide: a POISONOUS AND HAZARDOUS SUBSTANCE which should be handled by trained staff only.
Storage:	-20 °C
Storage Comment:	Store at -20°C. Avoid freeze / thaw cycles.

Copyright antibodies-online. All rights reserved.

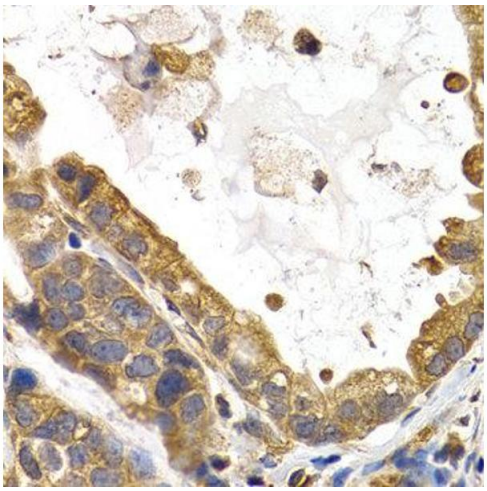

Immunohistochemistry

Image 1.

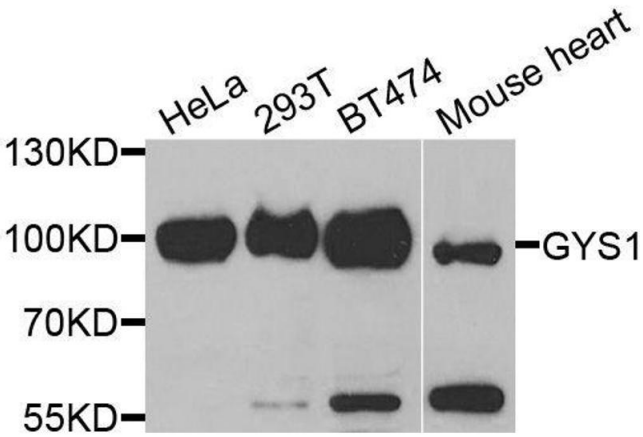

Western Blotting

Image 2. Western blot analysis of extracts of various cell lines, using GYS1 antibody.

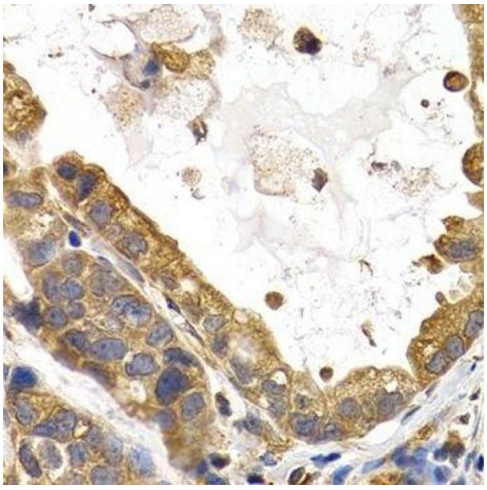

Immunohistochemistry (Paraffin-embedded Sections)

Image 3. Immunohistochemistry of paraffin-embedded human stomach cancer using GYS1 antibody.

Please check the product details page for more images. Overall 4 images are available for ABIN3016178.

 Copyright antibodies-online. All rights reserved.