

Datasheet for ABIN3028614
anti-DCXR antibody (AA 79-106)[Go to Product page](#)

5 Images

Overview

Quantity:	0.4 mL
Target:	DCXR
Binding Specificity:	AA 79-106
Reactivity:	Human, Mouse
Host:	Rabbit
Clonality:	Polyclonal
Conjugate:	This DCXR antibody is un-conjugated
Application:	Western Blotting (WB), Immunohistochemistry (IHC), ELISA, Flow Cytometry (FACS)

Product Details

Immunogen:	A portion of amino acids 79-106 from the human protein was used as the immunogen for this DCXR antibody.
Isotype:	Ig Fraction
Purification:	Purified

Target Details

Target:	DCXR
Alternative Name:	DCXR (DCXR Products)
Background:	DCXR is an enzyme that has both diacetyl reductase and L-xylulose reductase activities.
UniProt:	Q7Z4W1


Target Details

Pathways: [Glycosaminoglycan Metabolic Process](#), [Monocarboxylic Acid Catabolic Process](#)

Application Details

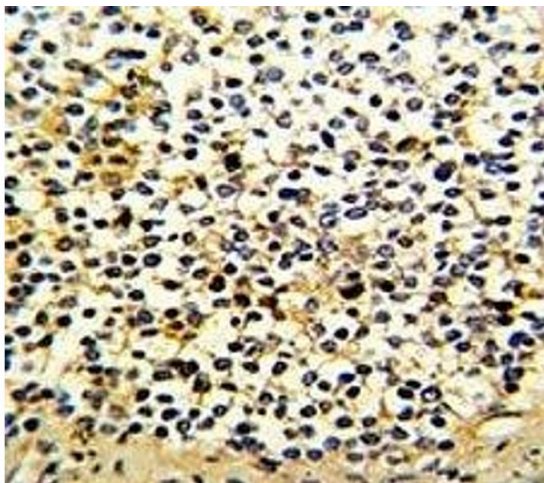
Application Notes:	Titration of the DCXR antibody may be required due to differences in protocols and secondary/substrate sensitivity.\. Western blot: 1:1000,IHC (Paraffin): 1:50-1:100,Flow Cytometry: 1:10-1:50
Restrictions:	For Research Use only
Handling	
Format:	Liquid
Buffer:	In 1X PBS, pH 7.4, with 0.09 % sodium azide
Preservative:	Sodium azide
Precaution of Use:	This product contains Sodium azide: a POISONOUS AND HAZARDOUS SUBSTANCE which should be handled by trained staff only.
Storage:	-20 °C
Storage Comment:	Aliquot the DCXR antibody and store frozen at -20°C or colder. Avoid repeated freeze-thaw cycles.

Images




Flow Cytometry

Image 1. Flow cytometric analysis of NCI-H292 cells using DCXR antibody (bottom histogram) compared to a negative control (top histogram). FITC-conjugated goat-anti-rabbit secondary Ab was used for the analysis.



Immunohistochemistry

Image 2. IHC analysis of FFPE human kidney carcinoma with DCXR antibody



Western Blotting

Image 3. Western blot analysis of DCXR antibody and mouse lung tissue lysate

Please check the [product details page](#) for more images. Overall 5 images are available for ABIN3028614.