

Datasheet for ABIN3029644
anti-XIAP antibody (AA 1-30)

5 Images

[Go to Product page](#)

Overview

Quantity:	0.4 mL
Target:	XIAP
Binding Specificity:	AA 1-30
Reactivity:	Human, Mouse
Host:	Rabbit
Clonality:	Polyclonal
Conjugate:	This XIAP antibody is un-conjugated
Application:	Western Blotting (WB), ELISA, Immunohistochemistry (IHC)

Product Details

Immunogen:	A portion of amino acids 1-30 from the human protein was used as the immunogen for this XIAP antibody.
Isotype:	Ig Fraction
Purification:	Purified

Target Details

Target:	XIAP
Alternative Name:	XIAP (XIAP Products)
Background:	BIRC4 is a member of a family of proteins which inhibit apoptosis through binding to tumor necrosis factor receptor-associated factors TRAF1 and TRAF2. Similar to API1, BIRC4 inhibits apoptosis induced by menadione, a potent inducer of free radicals, and ICE. BIRC4 also inhibits

Target Details

at least two members of the caspase family of cell-death proteases, caspase-3 and caspase-7.

UniProt: [P98170](#)

Pathways: [Apoptosis](#), [Caspase Cascade in Apoptosis](#), [Transition Metal Ion Homeostasis](#)

Application Details

Application Notes: Titration of the XIAP antibody may be required due to differences in protocols and secondary/substrate sensitivity.\. Western blot: 1:1000,IHC (Paraffin): 1:50-1:100

Restrictions: For Research Use only

Handling

Format: Liquid

Buffer: In 1X PBS, pH 7.4, with 0.09 % sodium azide

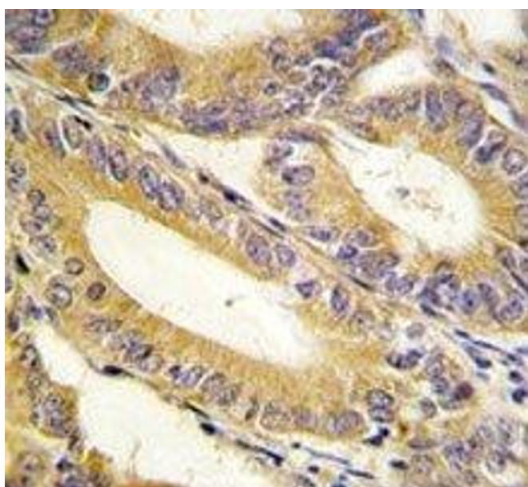
Preservative: Sodium azide

Precaution of Use: This product contains Sodium azide: a POISONOUS AND HAZARDOUS SUBSTANCE which should be handled by trained staff only.

Storage: -20 °C


Storage Comment: Aliquot the XIAP antibody and store frozen at -20°C or colder. Avoid repeated freeze-thaw cycles.

Images



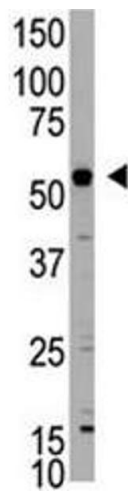
Immunohistochemistry

Image 1. IHC analysis of FFPE human colon carcinoma tissue stained with XIAP antibody



Western Blotting

Image 2. Western blot analysis of XIAP antibody and Ramos lysate.



Western Blotting

Image 3. Western blot testing of XIAP antibody and mouse liver lysate

Please check the [product details page](#) for more images. Overall 5 images are available for ABIN3029644.