Datasheet for ABIN3043012

# anti-CD163 antibody (C-Term)

4 Images | 2 Publications

Go to Product page

## Overview

| | |
|---|---|
| Quantity: | 100 µg |
| Target: | CD163 |
| Binding Specificity: | AA 1092-1109, C-Term |
| Reactivity: | Human |
| Host: | Rabbit |
| Clonality: | Polyclonal |
| Application: | Western Blotting (WB) |

## Product Details

| | |
|---|---|
| Purpose: | Rabbit IgG polyclonal antibody for Scavenger receptor cysteine-rich type 1 protein M130(CD163) detection. Tested with WB in Human. |
| Immunogen: | A synthetic peptide corresponding to a sequence at the C-terminus of human CD163(1092-1109aa HQIQYREMNSCLNADDLD). |
| Sequence: | HQIQYREMNS CLNADDLD |
| Isotype: | IgG |
| Cross-Reactivity (Details): | No cross reactivity with other proteins. |
| Characteristics: | Rabbit IgG polyclonal antibody for Scavenger receptor cysteine-rich type 1 protein M130(CD163) detection. Tested with WB in Human.<br>Gene Name: CD163 Molecule<br>Protein Name: Scavenger receptor cysteine-rich type 1 protein M130 |
| Purification: | Immunogen affinity purified. |

Copyright antibodies-online. All rights reserved.

## Target Details

| | |
|---|---|
| Target: | CD163 |
| Alternative Name: | CD163 (CD163 Products) |
| Background: | CD163(Cluster of Differentiation 163) also known as HEMOGLOBIN SCAVENGER RECEPTOR, is a human protein encoded by the CD163 gene. The receptor belongs to the scavenger receptor cysteine rich family type B and consists of an 1048 amino acid residues extracellular domain, a single transmembrane segment and a cytoplasmic tail with several splice variants. CD163 is a scavenger receptorfor the hemoglobin-haptoglobincomplex. Using FISH, somatic cell hybrid analysis, and radiation hybrid analysis, Stover et al.(2000) mapped the CD163 gene to chromosome 12p13.3. Specific CD163-mediated endocytosis of haptoglobin-hemoglobin complexes was measurable in cells transfected with CD163 cDNA and in CD163-expressing myelomonocytic lymphoma cells.CD163 expression in monocytes promoted bacteria-induced proinflammatory cytokine production that could be blocked by anti-CD163 antibodies. Cells expressing human CD163 and recombinant protein containing the extracellular domain of CD163 supported adhesion of erythroblastic cells.<br><br>Synonyms: C163A_HUMAN antibody\|CD 163 antibody\|CD163 antibody\|CD163 antigen antibody\|CD163 Molecule antibody\|Hemoglobin Scavenger Receptor antibody\|M130 antibody\|M130 antigen precursor antibody\|Macrophage associated antigen antibody\|MM130 antibody\|OTTHUMP00000238617 antibody\|OTTHUMP00000238618 antibody\|OTTHUMP00000238619 antibody\|OTTHUMP00000238620 antibody\|Scavenger receptor cysteine rich type 1 protein M130 antibody\|sCD163 antibody\|Soluble CD163 antibody |

## Application Details

| | |
|---|---|
| Application Notes: | WB: Concentration: 0.1-0.5 µg/mL, Tested Species: Human, The detection limit for CD163 is approximately 2.5 ng/lane under reducing conditions.<br>Notes: Tested Species: Species with positive results. Predicted Species: Species predicted to be fit for the product based on sequence similarities.<br>Other applications have not been tested. Optimal dilutions should be determined by end users. |
| Comment: | Antibody can be supported by chemiluminescence kit ABIN921124 in WB. |
| Restrictions: | For Research Use only |

## Handling

| | |
|---|---|
| Format: | Lyophilized |

## Handling

| | |
|---|---|
| Reconstitution: | Add 0.2 mL of distilled water will yield a concentration of 500 µg/mL. |
| Concentration: | 500 µg/mL |
| Buffer: | Each vial contains 5 mg BSA, 0.9 mg NaCl, 0.2 mg Na2HPO4, 0.05 mg Thimerosal, 0.05 mg Sodium azide. |
| Preservative: | Thimerosal (Merthiolate), Sodium azide |
| Precaution of Use: | This product contains Sodium azide and Thimerosal (Merthiolate): POISONOUS AND HAZARDOUS SUBSTANCES which should be handled by trained staff only. |
| Handling Advice: | Avoid repeated freezing and thawing. |
| Storage: | 4 °C/-20 °C |
| Storage Comment: | At -20°C for one year. After reconstitution, at 4°C for one month.<br>It can also be aliquotted and stored frozen at -20 °C for a longer time. Avoid repeated freezing and thawing. |
| Expiry Date: | 12 months |

## Publications

Product cited in:

Yao, Zhao, Ou, Liang, Lin, Wang: "MicroRNA-214 Suppresses Osteogenic Differentiation of Human Periodontal Ligament Stem Cells by Targeting ATF4." in: **Stem cells international**, Vol. 2017, pp. 3028647, (2017) (PubMed).

Wang, Wang, Dai, Chen, Yang, Dai, Ou, Wang, Lin: "Effects of Intermittent Administration of Parathyroid Hormone (1-34) on Bone Differentiation in Stromal Precursor Antigen-1 Positive Human Periodontal Ligament Stem Cells." in: **Stem cells international**, Vol. 2016, pp. 4027542, ( 2016) (PubMed).

Li, Chen, Peng, Zhou, Fang: "Pulsed electromagnetic fields protect the balance between adipogenesis and osteogenesis on steroid-induced osteonecrosis of femoral head at the pre-collapse stage in rats." in: **Bioelectromagnetics**, Vol. 35, Issue 3, pp. 170-80, (2014) (PubMed).

Song, Yu, Zhao, Wei, Liu, Hu, Zhao, Yang, Wu: "The time-dependent manner of sinusoidal electromagnetic fields on rat bone marrow mesenchymal stem cells proliferation, differentiation, and mineralization." in: **Cell biochemistry and biophysics**, Vol. 69, Issue 1, pp. 47-54, (2014) (PubMed).

## Publications

Mu, Lv, Wang, Ma, Ma, Liu, Yu, Mu: "Mechanical stress stimulates the osteo/odontoblastic differentiation of human stem cells from apical papilla via erk 1/2 and JNK MAPK pathways." in: **BioMed research international**, Vol. 2014, pp. 494378, (2014) (PubMed).

## Images

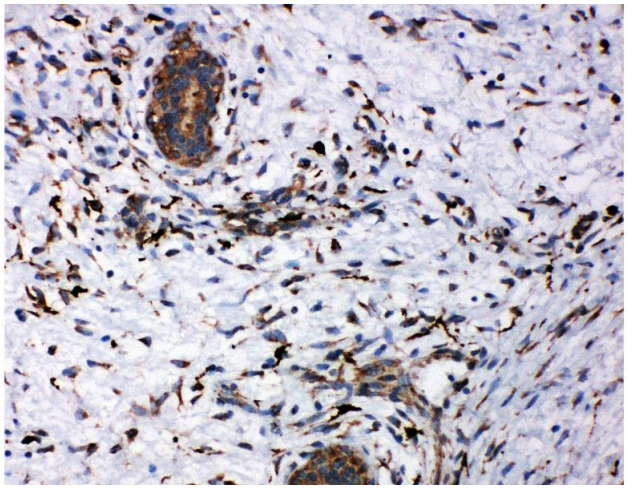

**Immunohistochemistry**

**Image 1.** Anti-CD163 antibody, IHC(P) IHC(P): Human Mammary Cancer Tissue

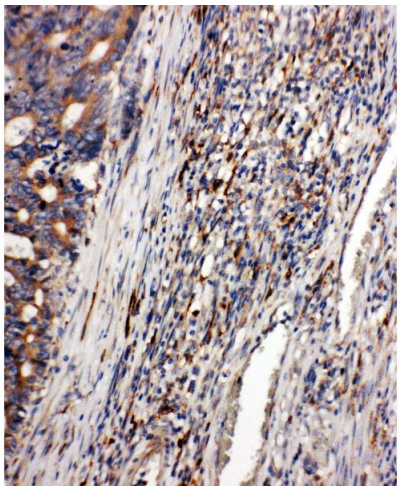

**Immunohistochemistry**

**Image 2.** Anti-CD163 antibody, IHC(P) IHC(P): Human Intestinal Cancer Tissue

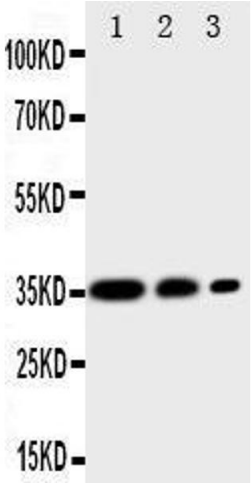


**Western Blotting**

**Image 3.** Anti-CD163 antibody, Western blotting All lanes: Anti CD163 () at 0.5ug/ml Lane 1: Recombinant Human CD163 Protein 10ng Lane 2: Recombinant Human CD163 Protein 5ng Lane 3: Recombinant Human CD163 Protein 2.5ng Predicted bind size: 35KD Observed bind size: 35KD

## Images

Please check the product details page for more images. Overall 4 images are available for ABIN3043012.

Copyright antibodies-online. All rights reserved.