

Datasheet for ABIN3043443  
**anti-POR antibody (C-Term)**[Go to Product page](#)

## 4 Images

## Overview

Quantity:	100 µg
Target:	POR
Binding Specificity:	AA 633-668, C-Term
Reactivity:	Human, Rat, Mouse
Host:	Rabbit
Clonality:	Polyclonal
Application:	Western Blotting (WB), Immunohistochemistry (Paraffin-embedded Sections) (IHC (p))

## Product Details

Purpose:	Rabbit IgG polyclonal antibody for NADPH-cytochrome P450 reductase(POR) detection. Tested with WB, IHC-P in Human,Mouse,Rat.
Immunogen:	A synthetic peptide corresponding to a sequence at the C-terminus of human POR (633-668aa RNMARDVQNTFYDIVAELGAMEHAQAVDYIKKLMTK), different from the related mouse and rat sequences by five amino acids.
Sequence:	RNMARDVQNT FYDIVAELGA MEHAQAVDYI KKLMTK
Isotype:	IgG
Cross-Reactivity (Details):	No cross reactivity with other proteins.
Characteristics:	<p>Rabbit IgG polyclonal antibody for NADPH-cytochrome P450 reductase(POR) detection. Tested with WB, IHC-P in Human,Mouse,Rat.</p> <p>Gene Name: P450 (cytochrome) oxidoreductase</p> <p>Protein Name: NADPH-cytochrome P450 reductase</p>

## Product Details

Purification: Immunogen affinity purified.

## Target Details

Target: POR

Alternative Name: POR ([POR Products](#))

Background: POR is a membrane-bound enzyme required for electron transfer from NADPH to cytochrome P450 in the endoplasmic reticulum of the eukaryotic cell. The gene encodes an endoplasmic reticulum membrane oxidoreductase with an FAD-binding domain and a flavodoxin-like domain. The protein binds two cofactors, FAD and FMN, which allow it to donate electrons directly from NADPH to all microsomal P450 enzymes. Mutations in this gene have been associated with various diseases, including apparent combined P450C17 and P450C21 deficiency, amenorrhea and disordered steroidogenesis, congenital adrenal hyperplasia and Antley-Bixler syndrome.

Synonyms: CPR antibody|CYPOR antibody|DKFZp686G04235 antibody|FLJ26468 antibody|NADPH Cytochrome P450 Reductase antibody|NADPH dependent cytochrome P450 reductase antibody|NADPH--cytochrome P450 reductase antibody|NCPR\_HUMAN antibody|P450 (cytochrome) oxidoreductase antibody|P450 Cytochrome Oxidoreductase antibody|P450R antibody|POR antibody

Gene ID: 5447

UniProt: [P16435](#)

Pathways: [Regulation of Hormone Metabolic Process](#), [Regulation of Hormone Biosynthetic Process](#), [SARS-CoV-2 Protein Interactome](#)

## Application Details

Application Notes: WB: Concentration: 0.1-0.5 µg/mL, Tested Species: Human, Mouse, Rat  
IHC-P: Concentration: 0.5-1 µg/mL, Tested Species: Human, Mouse, Rat, Epitope Retrieval by Heat: Boiling the paraffin sections in 10 mM citrate buffer, pH 6.0, for 20 mins is required for the staining of formalin/paraffin sections.  
Notes: Tested Species: Species with positive results. Other applications have not been tested. Optimal dilutions should be determined by end users.

Comment: Antibody can be supported by chemiluminescence kit ABIN921124 in WB, supported by ABIN921231 in IHC(P).

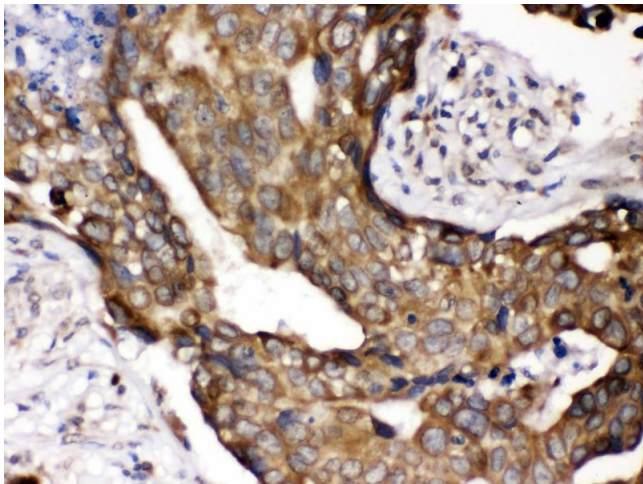
## Application Details

Restrictions: For Research Use only

## Handling


Format:	Lyophilized
Reconstitution:	Add 0.2 mL of distilled water will yield a concentration of 500 µg/mL.
Concentration:	500 µg/mL
Buffer:	Each vial contains 5 mg BSA, 0.9 mg NaCl, 0.2 mg Na <sub>2</sub> HPO <sub>4</sub> , 0.05 mg Sodium azide.
Preservative:	Sodium azide
Precaution of Use:	This product contains Sodium azide: a POISONOUS AND HAZARDOUS SUBSTANCE which should be handled by trained staff only.
Handling Advice:	Avoid repeated freezing and thawing.
Storage:	4 °C/-20 °C
Storage Comment:	At -20°C for one year. After reconstitution, at 4°C for one month.  It can also be aliquotted and stored frozen at -20 °C for a longer time. Avoid repeated freezing and thawing.

## Images



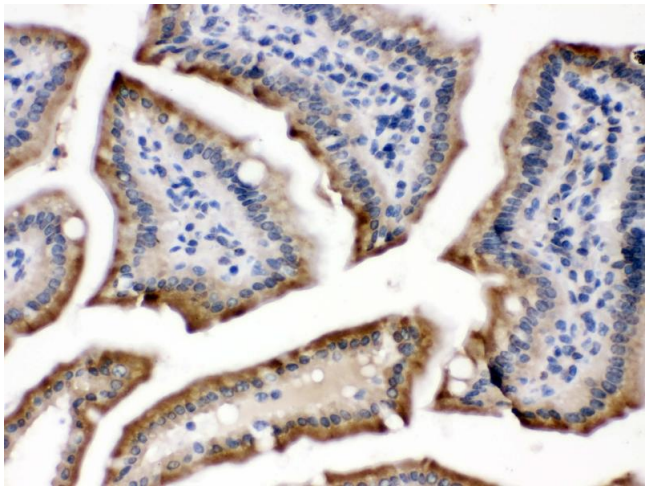
### Immunohistochemistry

**Image 1.** Anti- POR Picoband antibody,IHC(P) IHC(P):  
Human Mammary Cancer Tissue



Western Blotting

Image 2.



Immunohistochemistry

Image 3. Anti- PORA Picoband antibody,IHC(P) IHC(P):  
Mouse Intestine Tissue

Please check the [product details page](#) for more images. Overall 4 images are available for ABIN3043443.