

Datasheet for ABIN3059968
anti-PHOX2B antibody



[Go to Product page](#)

3 Images

Overview

Quantity:	200 µL
Target:	PHOX2B
Reactivity:	Mouse, Human, Rat
Host:	Rabbit
Clonality:	Polyclonal
Conjugate:	This PHOX2B antibody is un-conjugated
Application:	Western Blotting (WB), Immunohistochemistry (IHC)

Product Details

Immunogen:	The immunogen used to raise this antibody has a length of 314 amino acids.
Isotype:	IgG
Purification:	Affinity purified

Target Details

Target:	PHOX2B
Alternative Name:	PHOX2B (PHOX2B Products)
Molecular Weight:	Calculated MW: 31 kDa Observed MW: 32 kDa
Gene ID:	8929

Application Details

Application Notes: Optimal working dilution should be determined by the investigator.

Restrictions: For Research Use only

Handling

Format: Liquid

Concentration: 4.47 mg/mL

Buffer: PBS, pH 7.3, 0.02 % sodium azide, 50 % glycerol.

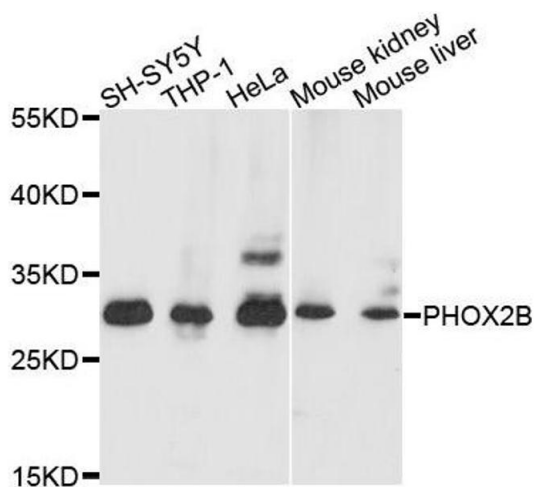
Preservative: Sodium azide

Precaution of Use: This product contains Sodium azide: a POISONOUS AND HAZARDOUS SUBSTANCE which should be handled by trained staff only.

Storage: -20 °C

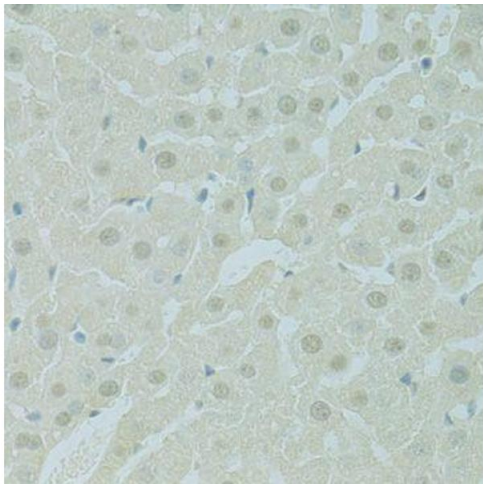
Storage Comment: Aliquot and store at -20 °C. Avoid repeated freeze/thaw cycles.

Images



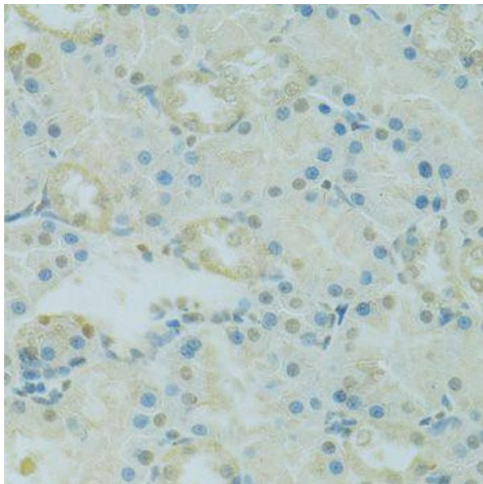
Western Blotting

Image 1. Western blot analysis of extracts of various cell lines, using PHOX2B antibody (ABIN5995873) at 1/1000 dilution.



Immunohistochemistry (Paraffin-embedded Sections)

Image 2. Immunohistochemistry of paraffin-embedded rat liver using PHOX2B antibody (ABIN5995873) at dilution of 1/100 (40x lens).



Immunohistochemistry (Paraffin-embedded Sections)

Image 3. Immunohistochemistry of paraffin-embedded rat kidney using PHOX2B antibody (ABIN5995873) at dilution of 1/100 (40x lens).