

Datasheet for ABIN3068852
anti-FABP12 antibody



[Go to Product page](#)

3 Images

Overview

Quantity:	200 µL
Target:	FABP12
Reactivity:	Human, Rat, Mouse
Host:	Rabbit
Clonality:	Polyclonal
Conjugate:	This FABP12 antibody is un-conjugated
Application:	Immunohistochemistry (IHC), Western Blotting (WB)

Product Details

Isotype:	IgG
Purification:	Affinity purified

Target Details

Target:	FABP12
Alternative Name:	FABP12 (FABP12 Products)
Molecular Weight:	Calculated MW: 15 kDa Observed MW: 16 kDa
Gene ID:	646486
UniProt:	A6NFH5

Application Details

Application Notes: Optimal working dilution should be determined by the investigator.

Restrictions: For Research Use only

Handling

Format: Liquid

Concentration: Lot specific

Buffer: PBS, pH 7.3, 0.02 % sodium azide, 50 % glycerol.

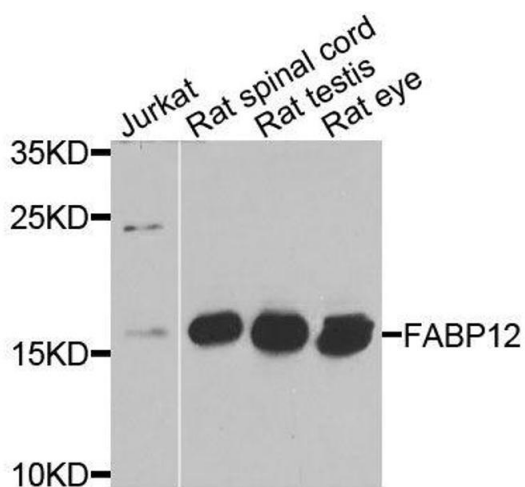
Preservative: Sodium azide

Precaution of Use: This product contains Sodium azide: a POISONOUS AND HAZARDOUS SUBSTANCE which should be handled by trained staff only.

Storage: -20 °C

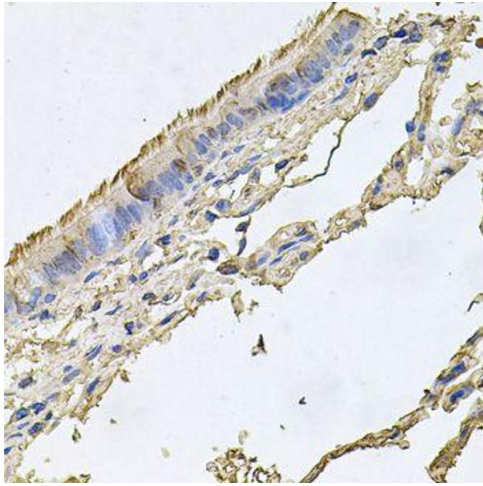
Storage Comment: Aliquot and store at -20 °C. Avoid repeated freeze/thaw cycles.

Images



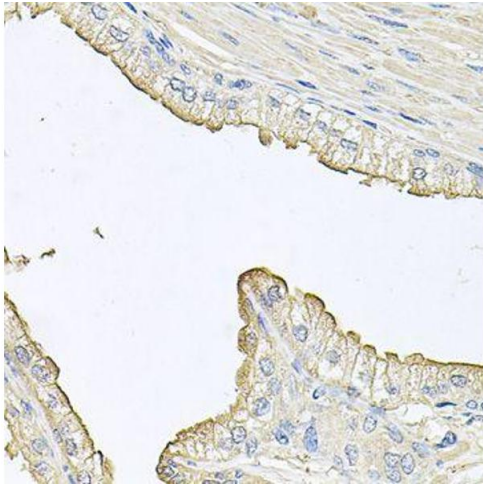
Western Blotting

Image 1. Western blot analysis of extracts of various cell lines, using FABP12 antibody (ABIN6003626) at 1/1000 dilution.



Immunohistochemistry (Paraffin-embedded Sections)

Image 2. Immunohistochemistry of paraffin-embedded human trachea using FABP12 antibody (ABIN6003626) at dilution of 1/100 (40x lens).



Immunohistochemistry (Paraffin-embedded Sections)

Image 3. Immunohistochemistry of paraffin-embedded human prostate using FABP12 antibody (ABIN6003626) at dilution of 1/100 (40x lens).