



[Go to Product page](#)

Datasheet for ABIN3182668

## anti-MerTK/Tyro3 antibody (pTyr681, pTyr749)

### 3 Images

#### Overview

Quantity:	100 µL
Target:	MerTK/Tyro3
Binding Specificity:	pTyr681, pTyr749
Reactivity:	Human, Mouse, Rat
Host:	Rabbit
Clonality:	Polyclonal
Conjugate:	This MerTK/Tyro3 antibody is un-conjugated
Application:	Western Blotting (WB), ELISA, Immunohistochemistry (IHC)

#### Product Details

Immunogen:	Synthesized peptide derived from human MerTK/Tyro3 around the phosphorylation site of Y749/681.
Isotype:	IgG
Specificity:	Phospho-MerTK/Tyro3 (Y749/681) Polyclonal Antibody detects endogenous levels of MerTK/Tyro3 protein only when phosphorylated at Y749/681.
Characteristics:	Rabbit Polyclonal to Phospho-MerTK/Tyro3 (Y749/681).
Purification:	The antibody was affinity-purified from rabbit antiserum by affinity-chromatography using epitope-specific immunogen.

#### Target Details

Target:	MerTK/Tyro3
---------	-------------

## Target Details

Alternative Name: MerTK/Tyro3 ([MerTK/Tyro3 Products](#))

Molecular Weight: 97 kDa

Gene ID: 10461, 7301

UniProt: [Q12866](#), [Q06418](#)

## Application Details

Application Notes: WB 1:500-1:2000, IHC 1:100-1:300, ELISA 1:10000,

Restrictions: For Research Use only

## Handling

Format: Liquid

Concentration: 1 mg/mL

Buffer: Liquid in PBS containing 50 % glycerol, 0.5 % BSA and 0.02 % sodium azide.

Preservative: Sodium azide


Precaution of Use: This product contains Sodium azide: a POISONOUS AND HAZARDOUS SUBSTANCE which should be handled by trained staff only.

Handling Advice: Avoid repeated freeze/thaw cycles.

Storage: -20 °C

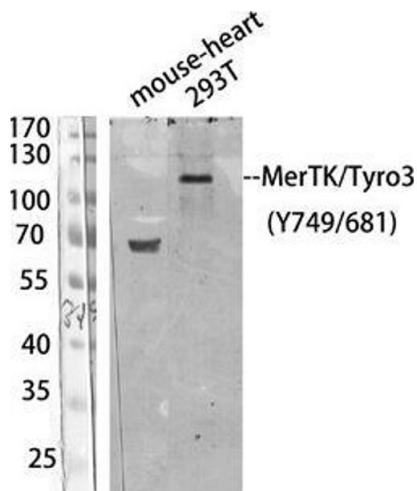
Storage Comment: Store at -20°C.

## Images




### Western Blotting

Image 1.



### Western Blotting

**Image 2.** Western Blot (WB) analysis of 293T/ Mouse Heart using Antibody diluted at 1:1000.



### Western Blotting

**Image 3.** Western Blot (WB) analysis of 3T3 cells using Phospho-MerTK/Tyro3 (Y749/681) Polyclonal Antibody.