Datasheet for ABIN390652

anti-TTR antibody (AA 47-74)

3 Images

Go to Product page

Overview

Quantity:	400 µL
Target:	TTR
Binding Specificity:	AA 47-74
Reactivity:	Human
Host:	Rabbit
Clonality:	Polyclonal
Conjugate:	This TTR antibody is un-conjugated
Application:	Western Blotting (WB), Immunohistochemistry (Paraffin-embedded Sections) (IHC (p)), Flow Cytometry (FACS)

Product Details

Immunogen:	This TTR antibody is generated from rabbits immunized with a KLH conjugated synthetic peptide between 47-74 amino acids from the Central region of human TTR.
Clone:	RB19656
Isotype:	Ig Fraction
Predicted Reactivity:	B
Purification:	This antibody is prepared by Saturated Ammonium Sulfate (SAS) precipitation followed by dialysis against PBS.

Target Details

Target:	TTR

 Copyright antibodies-online. All rights reserved.

Target Details

Alternative Name:	TTR (TTR Products)
Background:	Transthyretin, one of the three prealbumins including alpha-1-antitrypsin, transthyretin and orosomucoid. Transthyretin is a carrier protein, it transports thyroid hormones in the plasma and cerebrospinal fluid, and also transports retinol (vitamin A) in the plasma. The protein consists of a tetramer of identical subunits. More than 80 different mutations in this gene have been reported, most mutations are related to amyloid deposition, affecting predominantly peripheral nerve and/or the heart, and a small portion of the gene mutations is non-amyloidogenic. The diseases caused by mutations include amyloidotic polyneuropathy, euthyroid hyperthyroxinaemia, amyloidotic vitreous opacities, cardiomyopathy, oculoleptomeningeal amyloidosis, meningocerebrovascular amyloidosis, carpal tunnel syndrome, etc.
Molecular Weight:	15887
Gene ID:	7276
NCBI Accession:	NP_000362
UniProt:	P02766
Pathways:	Hormone Transport

Application Details

Application Notes:	WB: 1:1000. IHC-P: 1:10~50. FC: 1:10~50
Restrictions:	For Research Use only

Handling

Format:	Liquid
Buffer:	Purified polyclonal antibody supplied in PBS with 0.09 % (W/V) sodium azide.
Preservative:	Sodium azide
Precaution of Use:	This product contains Sodium azide: a POISONOUS AND HAZARDOUS SUBSTANCE which should be handled by trained staff only.
Storage:	4 °C,-20 °C
Storage Comment:	Maintain refrigerated at 2-8 °C for up to 6 months. For long term storage store at -20 °C in small aliquots to prevent freeze-thaw cycles.

Copyright antibodies-online. All rights reserved.

Handling

Expiry Date:	6 months

Images

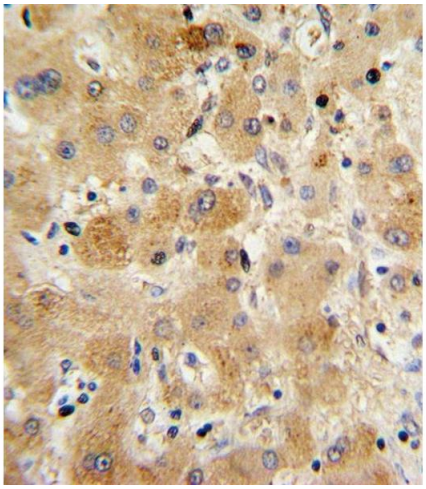

Immunohistochemistry (Paraffin-embedded Sections)

Image 1. Formalin-fixed and paraffin-embedded human hepatocarcinoma with TTR Antibody (Center), which was peroxidase-conjugated to the secondary antibody, followed by DAB staining. This data demonstrates the use of this antibody for immunohistochemistry, clinical relevance has not been evaluated.



Western Blotting

Image 2. Western blot analysis of TTR Antibody (Center) (ABIN390652 and ABIN2840950) in HepG2 cell line lysates (35 µg/lane). TTR (arrow) was detected using the purified Pab.

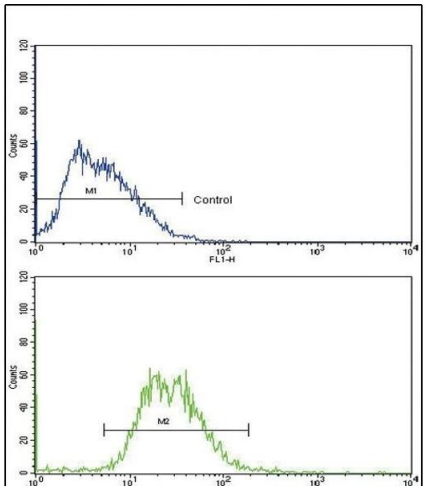

Flow Cytometry

Image 3. TTR Antibody (Center) (ABIN390652 and ABIN2840950) flow cytometry analysis of HepG2 cells (bottom histogram) compared to a negative control cell (top histogram). FITC-conjugated goat-anti-rabbit secondary antibodies were used for the analysis.