



[Go to Product page](#)

Datasheet for ABIN452658

## anti-SERPINB5 antibody (N-Term)

### 4 Images

#### Overview

Quantity:	0.1 mL
Target:	SERPINB5
Binding Specificity:	AA 1-375, N-Term
Reactivity:	Human
Host:	Mouse
Clonality:	Monoclonal
Conjugate:	This SERPINB5 antibody is un-conjugated
Application:	Western Blotting (WB), Immunofluorescence (IF), Enzyme Immunoassay (EIA)

#### Product Details

Immunogen:	Recombinant Maspin (1-375 aa) purified from E. coli
Clone:	AT2N6
Isotype:	IgG2b
Specificity:	The antibody recognizes human Serpin B5 (Maspin). Other species not tested.
Characteristics:	Synonyms: Serpin B5, PI5, PI-5, Protease inhibitor 5, Peptidase inhibitor 5
Purification:	Protein-G affinity chromatography

#### Target Details

Target:	SERPINB5
Alternative Name:	SERPINB5 / Maspin ( <a href="#">SERPINB5 Products</a> )

## Target Details

---

**Background:** Serine (or cysteine) proteinase inhibitor clade B (ovalbumin) member 5, also known as Maspin, is a tumor suppressor protein of serine proteinase inhibitor family. It plays an essential role in embryonic development through critical roles in cell adhesion. Also, it is present in normal breast and prostatic epithelial cells but downregulated in the respective carcinomas. Synonyms: PI-5, PI5, Peptidase inhibitor 5, Protease inhibitor 5, Serpin B5

**Gene ID:** 5268

**UniProt:** [P36952](#)

**Pathways:** [p53 Signaling](#)

## Application Details

---

**Application Notes:** ELISA. Immunofluorescence. Western blot (1: 1,000 - 1: 2,000).  
Other applications not tested.  
Optimal dilutions are dependent on conditions and should be determined by the user.

**Restrictions:** For Research Use only

## Handling

---

**Format:** Liquid

**Concentration:** 1.0 mg/mL

**Buffer:** PBS, pH 7.4, containing 0.09 % sodium azide


**Preservative:** Sodium azide

**Precaution of Use:** This product contains sodium azide: a POISONOUS AND HAZARDOUS SUBSTANCE which should be handled by trained staff only.

**Storage:** 4 °C/-20 °C


**Storage Comment:** Store the antibody undiluted at 2-8 °C for up to two weeks or (in aliquots) at -20 °C or -70 °C for longer. Avoid repeated freezing and thawing.  
Shelf life: one year from despatch.

**Expiry Date:** 12 months



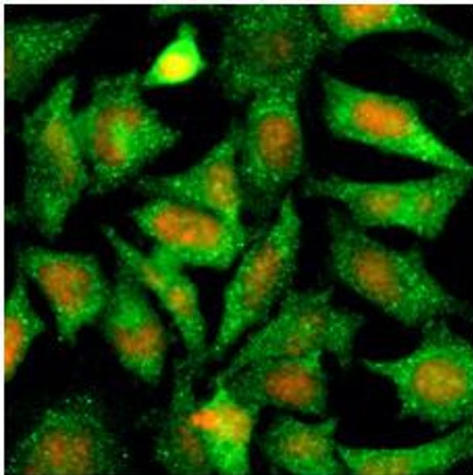
### Western Blotting

Image 1.



### Western Blotting

Image 2.



### Immunofluorescence

Image 3.

Please check the [product details page](#) for more images. Overall 4 images are available for ABIN452658.