

Datasheet for ABIN461695  
**anti-PCSK6 antibody (Internal Region)**



[Go to Product page](#)

3 Images

## Overview

Quantity:	50 µg
Target:	PCSK6
Binding Specificity:	Internal Region
Reactivity:	Human, Rat, Rabbit, Cow, Horse, Monkey
Host:	Rabbit
Clonality:	Polyclonal
Conjugate:	This PCSK6 antibody is un-conjugated
Application:	ELISA, Immunohistochemistry (IHC), Immunohistochemistry (Paraffin-embedded Sections) (IHC (p))

## Product Details

Brand:	IHC-plus™
Immunogen:	Synthetic 14 amino acid peptide from Cys-rich motif (CRM) region of human PACE4. Percent identity with other species by BLAST analysis: Human, Gorilla, Monkey, Marmoset, Rat, Bovine, Elephant, Horse, Rabbit (100%), Gibbon, Mouse, Dog, Panda, Pig (93%), Turkey, Chicken (86%).  Type of Immunogen: Synthetic peptide
Specificity:	Human PACE4. BLAST analysis of the peptide immunogen showed no homology with other human proteins.
Predicted Reactivity:	Percent identity with other species by BLAST analysis: Human, Gorilla, Monkey, Marmoset, Rat, Bovine, Elephant, Horse, Rabbit (100%) Gibbon, Mouse, Dog, Panda, Pig (93%) Turkey, Chicken

## Product Details

---

(86%).

Purification: Immunoaffinity purified

## Target Details

---

Target: PCSK6

Alternative Name: PACE4 / PCSK6 ([PCSK6 Products](#))

Background: Name/Gene ID: PCSK6

Subfamily: Serine S8

Family: Protease

Synonyms: PCSK6, PACE4, SPC4

Gene ID: 5046

Pathways: [Neurotrophin Signaling Pathway](#), [SARS-CoV-2 Protein Interactome](#)

## Application Details

---

Application Notes: Approved: ELISA, IHC, IHC-P (10 µg/mL)

Usage: Immunohistochemistry with formalin-fixed paraffin-embedded tissues requires pretreatment with Proteinase K.

Comment: Target Species of Antibody: Human

Restrictions: For Research Use only

## Handling

---

Format: Liquid

Concentration: Lot specific

Buffer: PBS, less than 0.1 % sodium azide.

Preservative: Sodium azide

Precaution of Use: This product contains Sodium azide: a POISONOUS AND HAZARDOUS SUBSTANCE which should be handled by trained staff only.

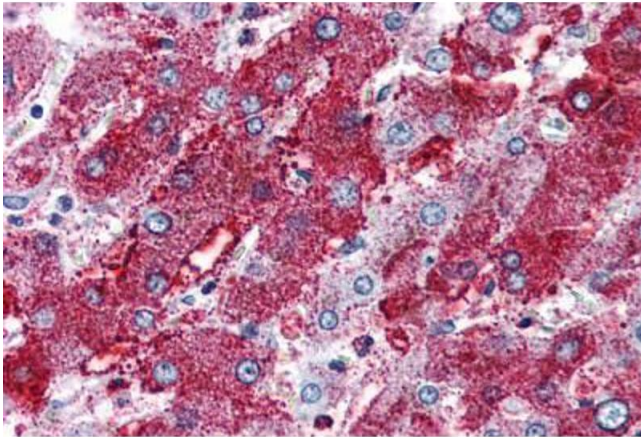
Storage: 4 °C, -20 °C

## Handling

Storage Comment: Aliquot and store undiluted at -20°C or below for up to 1 year. Can be stored undiluted at 4°C for up to 1 month. Avoid freeze-thaw cycles.

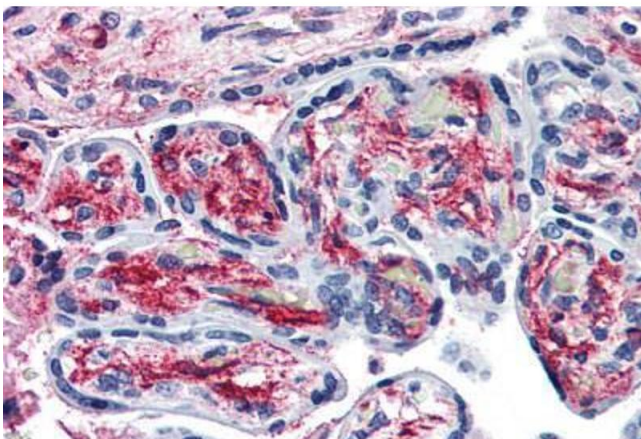
Expiry Date: 12 months

## Images



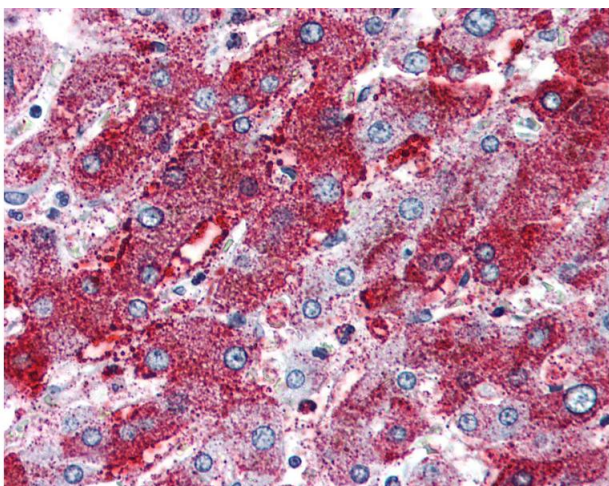
### Immunohistochemistry (Formalin-fixed Paraffin-embedded Sections)

**Image 1.** Liver, Human: Formalin-Fixed, Paraffin-Embedded (FFPE)



### Immunohistochemistry (Formalin-fixed Paraffin-embedded Sections)

**Image 2.** Placenta, Human: Formalin-Fixed, Paraffin-Embedded (FFPE)



### Immunohistochemistry

**Image 3.** Anti-PACE4 antibody IHC of human liver. Immunohistochemistry of formalin-fixed, paraffin-embedded tissue after heat-induced antigen retrieval.