



Datasheet for ABIN467616
anti-CYP2D6 antibody (AA 268-457)



[Go to Product page](#)

3 Images

Overview

Quantity:	100 µL
Target:	CYP2D6
Binding Specificity:	AA 268-457
Reactivity:	Human
Host:	Rabbit
Clonality:	Polyclonal
Conjugate:	This CYP2D6 antibody is un-conjugated
Application:	Western Blotting (WB), Immunohistochemistry (IHC), Immunohistochemistry (Paraffin-embedded Sections) (IHC (p))

Product Details

Immunogen:	Recombinant protein fragment containing a sequence corresponding to a region within amino acids 268 and 457 of Human Cytochrome P450 2D6. Type of Immunogen: Recombinant protein
Specificity:	Human Cytochrome P450 2D6. Predicted cross-reactivity based on amino acid sequence homology: mouse (86 %), guinea pig (82 %), rat (85 %), rabbit (87 %), bovine (90 %), dogs (87 %), pig (85 %), monkey (96 %).
Purification:	Immunoaffinity purified

Target Details

Target:	CYP2D6
Alternative Name:	CYP2D6 (CYP2D6 Products)
Background:	Name/Gene ID: CYP2D6 Family: Cytochrome P450 Synonyms: CYP2D6, CPD6, CYP11D6, Cytochrome P450 2D6, CYP2D, CYP2D8P2, Cytochrome p450 iid6, CYP2D7P2, CYP2DL1, Cytochrome P450-DB1, Debrisoquine 4-hydroxylase, p450C2D, p450-DB1, p450DB1, CYP2D7AP, CYP2D7BP
Gene ID:	1565
UniProt:	P10635

Application Details

Application Notes:	Approved: IHC, IHC-P (10 µg/mL), WB (1:500 - 1:3000)
Comment:	Target Species of Antibody: Human
Restrictions:	For Research Use only

Handling

Format:	Liquid
Concentration:	Lot specific
Buffer:	0.1 M Tris-glycine, pH 7, 20 % Glycerol, 0.01 % Thimerosal
Preservative:	Thimerosal (Merthiolate)
Precaution of Use:	This product contains Thimerosal (Merthiolate): a POISONOUS AND HAZARDOUS SUBSTANCE which should be handled by trained staff only.
Handling Advice:	Minimize freezing and thawing.
Storage:	-20 °C
Storage Comment:	Aliquot and store at -20°C. Avoid freeze-thaw cycles.

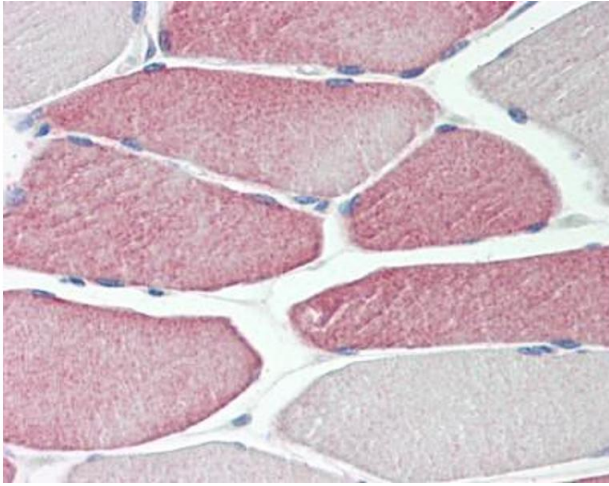


Image 1.

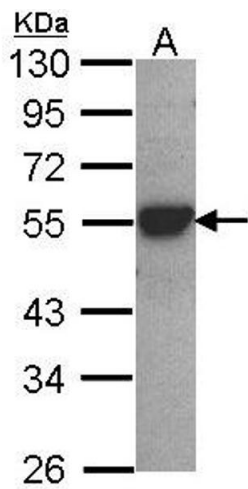
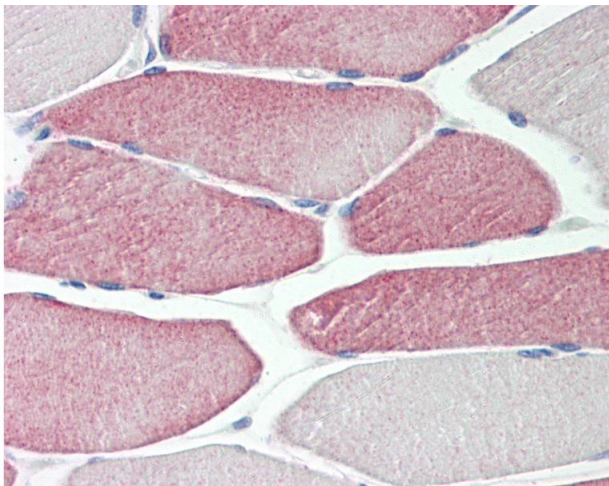


Image 2.



Immunohistochemistry

Image 3. Human Skeletal Muscle: Formalin-Fixed, Paraffin-Embedded (FFPE)