

Datasheet for ABIN513063
anti-ACAT2 antibody (AA 1-397)



[Go to Product page](#)

3 Images

Overview

Quantity:	100 µg
Target:	ACAT2
Binding Specificity:	AA 1-397
Reactivity:	Human
Host:	Mouse
Clonality:	Monoclonal
Conjugate:	This ACAT2 antibody is un-conjugated
Application:	Western Blotting (WB), ELISA

Product Details

Purpose:	Mouse monoclonal antibody raised against a full-length recombinant ACAT2.
Immunogen:	ACAT2 (AAH00408, 1 a.a. ~ 397 a.a) full-length recombinant protein with GST tag. MW of the GST tag alone is 26 KDa.
Sequence:	MNAGSDPVVI VSAARTIIGS FNGALAAVPV QDLGSTVIKE VLKRAVVAPE DVSEVIFGHV LAAGCGQNPV RQASVGAGIP YSVPAWSQCM ICGSGLKAVC LAVQSIGIGD SSIVVAGGME NMSKAPHLAY LRTGVKIGEM PLTDSILCDG LTDAFHNCHEM GITAENVAKK WQVSREDQDK VAVLSQNRTE NAQKAGHFDK EIVPVLVSTR RGLIEVKTDE FPRHGSNIEA MSKLPYFLT DGTGTVTPAN ASGINDGAAA VVLMKKSEAD KRGLTPLARI VSWSQVGVPEP SIMGIGPIPA IKQAVTKAGW SLEDVDIFEI NEAFAAVSAA IVKELGLNPE KVNIEGGAIA LGHPLGASGC RILVTLHLHTL ERMGRSRGVA ALCIGGGMGI AMCVQRE
Clone:	4A5

Product Details

Isotype:	IgG2a
Cross-Reactivity:	Human
Characteristics:	Antibody Reactive Against Recombinant Protein.

Target Details

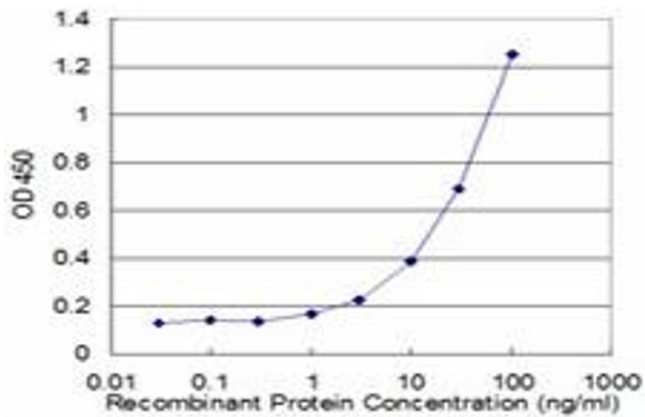
Target:	ACAT2
Alternative Name:	ACAT2 (ACAT2 Products)
Background:	Full Gene Name: acetyl-Coenzyme A acetyltransferase 2 Synonyms:
Gene ID:	39

Application Details

Application Notes:	Optimal working dilution should be determined by the investigator.
Restrictions:	For Research Use only

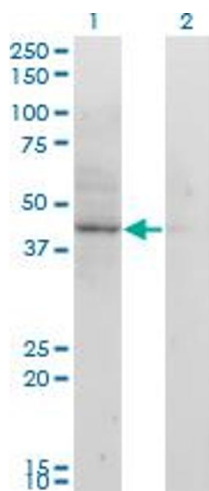
Handling

Buffer:	In 1x PBS, pH 7.4
Handling Advice:	Aliquot to avoid repeated freezing and thawing.
Storage:	-20 °C
Storage Comment:	Store at -20°C or lower. Aliquot to avoid repeated freezing and thawing.



ELISA

Image 1. Detection limit for recombinant GST tagged ACAT2 is approximately 1 ng/ml as a capture antibody.

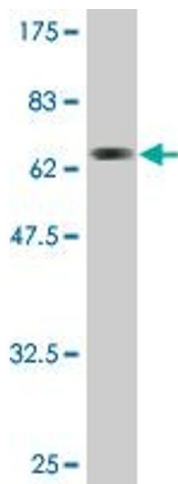


Western Blotting

Image 2. Western Blot analysis of ACAT2 expression in transfected 293T cell line by ACAT2 monoclonal antibody (M01), clone 4A5.

Lane 1: ACAT2 transfected lysate(41.4 KDa).

Lane 2: Non-transfected lysate.



Western Blotting

Image 3. Western Blot detection against Immunogen (69.41 KDa) .